



Accounting and Point-of-Sale Software

Features and Benefits

Copyright © 2005 by Linux Canada Inc.



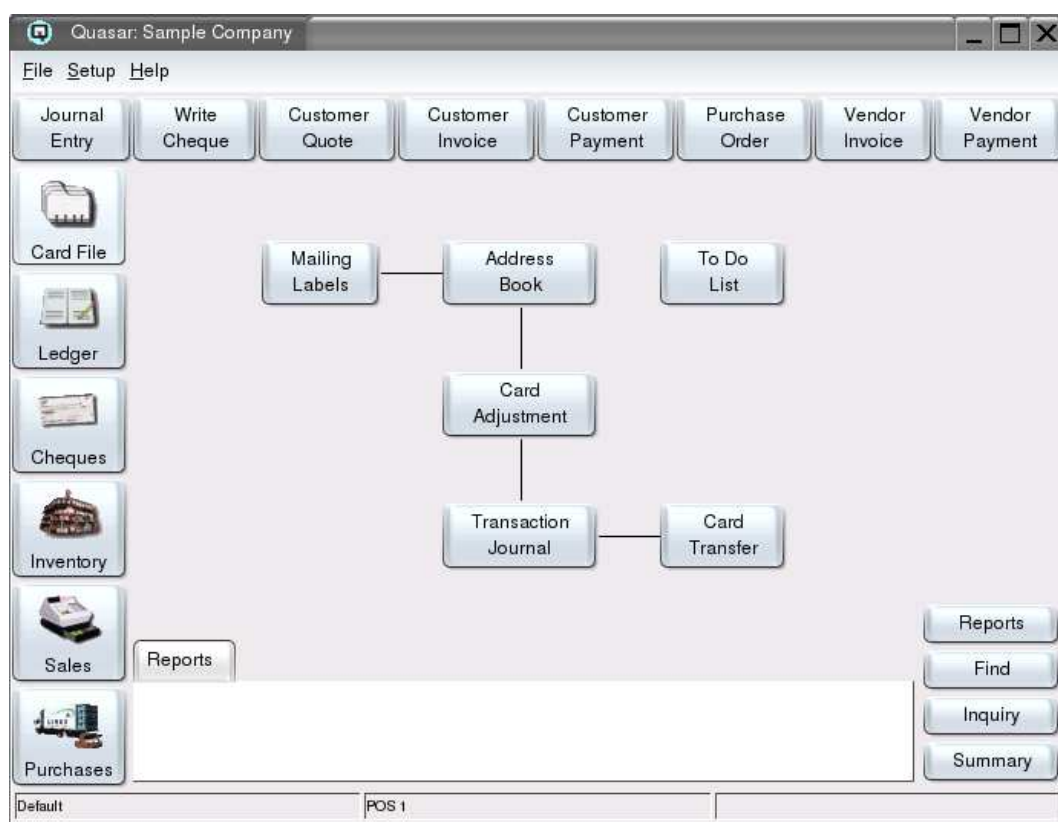


Figure 1: *Main Quasar Screen*

1 Quasar Accounting

Quasar is a full function, stand-alone business accounting package. You may elect to use Quasar Accounting with the open source GNU General Public License (GPL) which is available free of charge. Or you may elect to purchase our commercial license for a nominal fee. To ensure timely access to support you will need to purchase one of our support packages. Figure 1 shows a sample of the main Quasar screen.

With Quasar it is extremely easy to set up remote access to multiple servers from multiple workstations. You can run Quasar on both Windows and/or Linux on the same network. For example, you can maintain a Linux server and access the data from a Windows workstation.

QuasarPOS				Qty: 07/12/2004			
Quasar Point-of-Sale				Count: 1 03:48 AM			
2.00 1 Green Widget							
				2.29			
<div> <div> QuasarPOS by Linux Canada Inc. </div> <div> Sale Tx#4 2004-07-12 03:48:21 ----- Customer: 1000 Joe's Contracting Green Widget 2.00 B </div> </div>							
				Subtotal:	2.00		
				Discounts:	0.00		
				Tax Total:	0.29		
				Deposit:	0.00		
				Tender Total:	0.00		
				Total Due:	2.29		
Sell Item F1	Quantity F2	F3	Price F4	Repeat F5	Tender Menu F6	Void Line F7	Void Tx F8
Sale		Cashier	1	100	Online	Drawer: None	Printer: None

Figure 2: *Quasar Point-of-Sale*

2 Quasar Retail

Quasar Retail contains all of the features available in Quasar Accounting plus it contains the Quasar Point-of-Sale driver which allows Quasar Accounting to communicate with the Quasar Point-of-Sale application. Quasar Retail is only available with our commercial license. Resellers and customers who wish a copy of the Quasar Retail source code can obtain it by purchasing annual source code access. Figure 2 shows a sample of the Quasar point-of-sale application.

3 Global Features

mainly for Linux but supports Windows

Quasar Accounting was developed for Linux on Linux. The point-of-sale module is available only for Linux. And the Quasar server must run on Linux. However, Quasar client is available for both Windows and Linux. This means that you can access the Quasar server from most of your windows workstations. On Linux Quasar supports:

- SuSE 9.2, 9.1 and 9.0
- Mandrake 10.0 and 9.2
- RedHat 9 and ES/WS/AS v3
- Fedora Core 2/3

international ready

Quasar's new international ready features include the ability to define your monetary symbol, monetary format, date format, time format, number format and percentage format by simply selecting the locale where you do business. Any and all text can be translated to your language or changed to suit your specific requirements.

graphical user interface

Quasar is a new product designed with a graphical interface. It is not an older text based package with a graphical interface add-on. It was designed using Qt which is the same library used for the KDE user interface and other Linux projects. For more information on Qt please see the Trolltech web page at <http://www.trolltech.com>.

fast/easy data entry

The Quasar main window, icons, menus, lookups, and search functions have all been designed with you, the user, in mind. Screens were kept simple with instant access to advanced functions and superior access to supporting data.

quick error correction

Existing transactions are easy to find and easy to edit. Quasar has a find transaction screen that allows you to find a transaction very quickly using a variety of selection criteria.

backup and restore

Backup your company to a backup file and restore it as and when the need arises. As Quasar supports the Sybase, PostgreSQL and Firebird databases, you can backup from one database and restore in another.

built-in data models for upgrading

Quasar has built in data models starting with version 1.4 that makes upgrading from one version to another much simpler.

recurring transactions

Define recurring transactions for recurring journal entries, recurring cheques, recurring customer invoices, recurring vendor invoices and recurring vendor payments.

on-line help

On-line help comes complete with a table of contents and is available for every screen.

preferences

Set your style, font and color preferences.

multiple companies

Create and manage multiple companies within the same application database.

import data

Quasar makes maximum use of XML files for importing. Using XML files you can import data such as the chart of accounts, inventory, customer information, vendor information, opening balances, journal entries, purchase orders and packing slips.

drill down feature

From most Quasar information screens you can drill down and view the detail of the actual transactions. This will be limited only by the user security access.

mailing labels

Print mailing labels for customers, vendors, employees and personal acquaintances. Select labels from one of our supported forms.

work shift control

Every transaction includes date, time, work station, employee and shift. After each work shift, you can close the shift, complete cash reconciliations, do bank deposits, and report on the results.

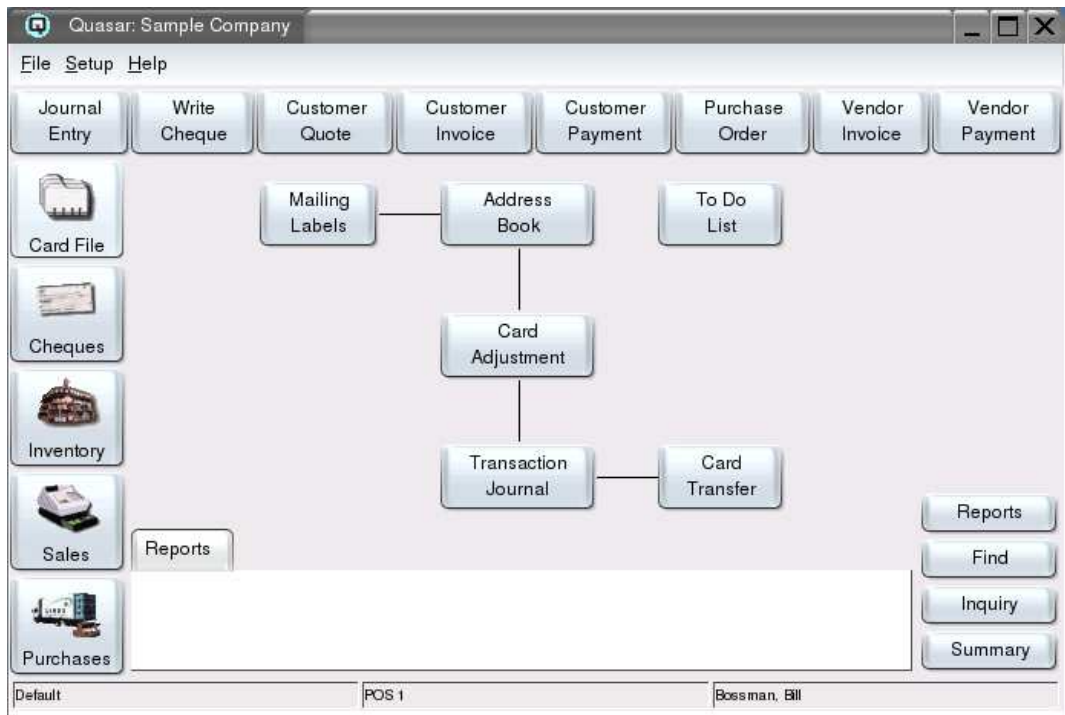


Figure 3: *Security* - No Financial Data

4 Security Features

customized menus by user

Multiple XML menu files can be defined. The Quasar user can only access the areas of the application that are included in the menu file that the user is linked to. This method effectively locks users out of complete sections of the application. Figure 3 shows a sample of a Quasar main screen with the ledger data not available to the user.

security types assigned to users

Multiple security types can be defined. These security types are then linked to the Quasar users. Users can then only view, edit, delete or create data that is allowed within their specific security type. Figure 4 shows a sample of a user being denied use of the journal entry screen.

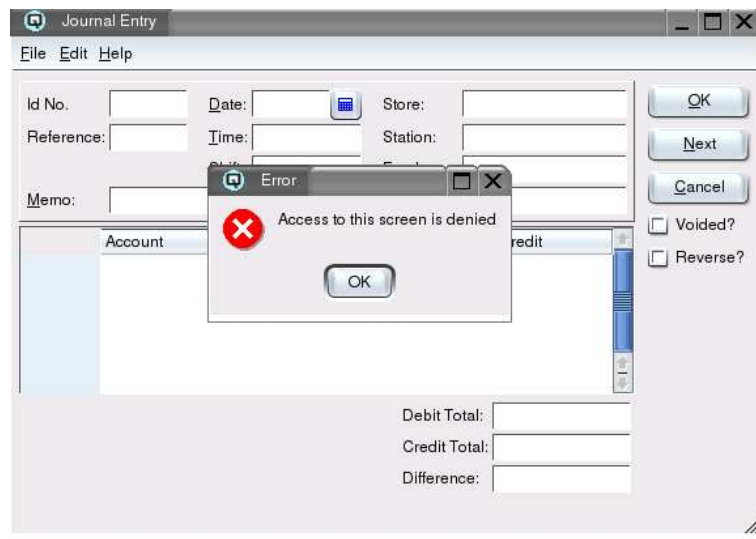


Figure 4: *Security* - Access Denied

5 Accounting Features

chart of accounts

With Quasar you can create a completely new chart of accounts or you can import a sample chart and modify it as required.

financial statements

Financial reports include balance sheets, profit and loss statements, trial balances, ledger posting detail and ledger posting summary. A transaction journal provides the detail of transaction within a specified date range. An inquiry screen provides detailed activity of an account, customer/vendor or item. Figure 5 shows a very simple balance sheet.

journal entries

With Quasar you can complete all of your common or reversing journal entries. All other accounting entries are done as you purchase, sell or conduct normal business activities.

Report: Balance Sheet		Regenerate
Balance Sheet		
As/at 2004-07-12		
Account	Amount	
ASSETS		
Current Assets		
Bank		
Cash On Hand - Stations	\$290.80	
Total Bank	\$290.80	
Accounts Receivable		
Accounts Receivable	\$22.90	
Total Accounts Receivable	\$22.90	
Inventory		
Inventory - A	\$-137.00	
Total Inventory	\$-137.00	
Total Current Assets	\$176.70	
Total ASSETS	\$176.70	
LIABILITIES		
Current Liabilities		
Other Current Liability		
GST Payable		
GST Collected	\$19.18	
Total Payable	\$19.18	
PST Payable		
PST Collected	\$20.52	
Total Payable	\$20.52	
Total Other Current Liability	\$39.70	
Total Current Liabilities	\$39.70	
Total LIABILITIES	\$39.70	
EQUITY		
Net Profit/Loss	\$137.00	
Total EQUITY	\$137.00	
TOTAL LIABILITIES & EQUITY	\$176.70	
First	Prev	Next
Last	Pick	Page 1 of 1
Print	Close	

Figure 5: Balance Sheet - Sample

The screenshot shows a 'Customer Invoice' window with a menu bar (File, Edit, Help) and a toolbar with buttons: OK, Next, Cancel, Voided?, Print, Payments, Stock, Margin, and Return?.

Invoice Header:

- Invoice No.: #
- Reference:
- Date: 12/7/04
- Time: 4:16 AM
- Shift:
- Store: Default
- Station: POS 1
- Employee:

Customer Information:

- Customer: Joe's Contracting
- Address: Joe's Contracting, 101 Construction Blvd., Anycity, Anyprov, Canada T0M 1X0
- Terms: Net 60
- Ship Via:
- Promised Date:
- Type: Item
- Tender:

Item List Table:

Item Number	Description	Size	Qty	Price	Ext Price	Discount	Tax
1 101	Green Widget	Each	20	\$2.00	\$40.00		Both
2 201	Chicken Soup	Each	6	\$0.95	\$5.70		GST
3 301	Special Cola	12 Pack	12	\$4.50	\$54.00		Both
4							

Totals Table:

Totals	Comments	References	Taxes	Ship To	Item Info	Discounts	Tenders	
Item Total:			\$92.50	Tax Total:		\$12.98	Total:	\$112.68
Line Discounts:			\$0.00	Deposit Total:		\$7.20	Paid:	\$0.00
Trans. Discounts:			\$0.00	Qty Total:		38	Due:	\$112.68

Figure 6: *Invoice Screen*

6 Sales Features

customer quotes

Create customer quotes. Quickly turn quotes into invoices when the customer returns to purchase the product.

customer invoices

Create customer invoices with multiple lines. Invoice may be paid immediately with a single or multiple tenders, or charged to a receivable account. Automatically gather reference information by customer and report on this information. For example, report by purchase order number by customer. Figure 6 shows a sample of the customer invoice screen.

multiple taxes

Define multiple taxes and tax groups with variable rates. If necessary define tax on tax. Taxes collected and paid post to appropriate accounts. Define if a customer is exempt from paying a specific tax or taxes.

selling discounts

All discounts have an audit trail. Define both line discounts and transaction discounts. A discount may be a percentage discount or a dollar amount. All discounts must be predefined. Cashiers with security clearance can manually add discounts at the point-of-sale or alternatively discounts can be linked to a customer so that the discounts are taken automatically.

advanced price management

Quasar has very advanced and flexible pricing capabilities. Following is a list of the pricing features:

- regular single prices (example - \$1.00)
- at/for pricing (example - 3/\$1.00)
- minimum quantity (example - 1-4 units \$1.00 each, 4 or more units \$.90 each)
- quantity limits (example - limit of 3 at promotion price)
- mix/match pricing (link numerous items to a group and link a special price to all items in the group)
- special pricing for a single customer or group of customers
- promotions with opening and closing dates
- prices valid only on specific days of the week
- cost plus pricing (example - a customer can be billed cost plus 10%)
- percent off pricing (example - a customer can be billed price less 5%)
- dollar off pricing (example - a customer can be billed price less \$1.00)
- with Quasar you can include both taxes and/or container deposits in the selling price. Quasar accurately breaks out the taxes and deposits for your customer.

The prices batch screen allows multiple price changes to be implemented at one time. Prices may be calculated based on a mark-up from cost, a gross margin, a target gross margin or a percentage increase or decrease.

Quasar price rounding rules will round your selling prices to your desired price points.

The screenshot shows a software window titled "Promotion Batch". It has a menu bar with "File", "Edit", and "Help". Below the menu bar, there are input fields for "Batch No.", "Description" (containing "Sample Promotion"), and "Store" (containing "Default"). To the right of these fields are date pickers for "From:" (9/10/04), "To:" (9/10/04), and "Executed On:" (9/10/04). On the right side of the window, there are buttons for "OK", "Next", "Cancel", "Inactive?" (with a checkbox), "Print", "Labels", and "Execute". The main area of the window contains a table with the following data:

	Item Number	Description	Size	Price	Promo	Ordered
1	101	Green Widget	Each	\$2.00	\$1.50	20
2	102	Red Widget	Each	\$2.00	\$1.51	26
3	103	Blue Widget	Each	\$2.00	\$1.52	27
4	104	Yellow Widget	Each	\$2.00	\$1.53	28
5	105	White Widget	Each	\$2.00	\$1.54	30
6	201	Chicken Soup	Each	\$0.95	\$0.85	24
7	202	Beef Soup	Each	\$0.95	\$0.85	24
8	203	Mushroom Soup	Each	\$0.95	\$0.85	24
9	301	Special Cola	12 Pack	\$4.50	\$4.25	48
10	302	Special Orange	12 Pack	\$4.50	\$4.25	48

Figure 7: *Promotion Batch*

promotion handling

Have complete control over your promotions. Create a promotion batch with a beginning and ending date. Figure 7 shows a sample of a promotion batch. Track your sales of each item and compare them to your promotion purchases. Figure 8 shows a sample of a promotion report. You can even generate all your promotion labels when you execute your promotion batch and print them at your leisure.

accounts receivable

Provide credit terms to your customers. Define customer types with default information. An aged receivable screen provides an aged summary and aged detail of your receivables. Receive payments on account and allocate payments to specific invoices. Define customer payment terms and give early payment discounts. Print customer statements. Create cheques for customers that directly impact their balance. Transfer customer balance from one customer to another. Figure 9 shows a sample of an aged receivable listing.

cash reconciliation

Balance your daily cash intake and record over/shortages and bank deposits using Quasar's cash reconciliation screen.

Active Promotions					
Item	Description	Size	Price	Ordered	Sold
101	Green Widget	Each	\$1.50	20	1
102	Red Widget	Each	\$1.51	26	1
103	Blue Widget	Each	\$1.52	27	1
104	Yellow Widget	Each	\$1.53	28	1
105	White Widget	Each	\$1.54	30	1
201	Chicken Soup	Each	\$0.85	24	1
202	Beef Soup	Each	\$0.85	24	1
203	Mushroom Soup	Each	\$0.85	24	1
301	Special Cola	12 Pack	\$4.25	48	1
302	Special Orange	12 Pack	\$4.25	48	1
601	Widget Package	Kit	\$8.85	5	0
701	Bananas	KG	\$0.25	24	0
702	Golden Delicious Apples	KG	\$0.65	24	0

Figure 8: *Promotion Report*

Aged Receivables

File Edit Help

☒ All Customers
Date:

Type:
Store:

Group:

Pat Group:

☐ One Customer

Customer:

Debits Credits

Customer ▼	Balance	Current	30 days	60 days	90 days	120+ days
Joe's Contracting	\$135.58	\$135.58				
Nopay, Sally	\$856.00				\$856.00	
Slowpay, Sammy	\$1,488.37		\$1,488.37			
Total	\$2,479.95	\$135.58	\$1,488.37	\$0.00	\$856.00	\$0.00
Percent	100.0%	5.47%	60.02%	0.0%	34.52%	0.0%

Refresh Print Close

Figure 9: *Aged Receivable Listing*

7 Purchasing Features

purchasing and receiving

Create purchase orders with multiple items manually or use the auto ordering by min/max or auto ordering by sales history. Place repeat purchase orders with the aid of purchase order templates. Receive products and create vendor invoices. Items on open purchase orders are shown as on order. Items invoiced are added to inventory and are shown as on hand. Lists of orders, receiving and vendor invoices are maintained for viewing and editing purposes. Figure 10 shows a sample of Quasar's auto ordering screen.

superior cost management

Not unlike pricing, Quasar has superior costing capabilities. Following is a list of the cost features:

- regular single costs (example - \$1.00)
- at/for costing (example - 3/\$1.00)
- minimum quantity (example - 1-4 units \$1.00 each, 4 or more units \$.90 each)
- quantity limits (example - limit of 3 at special cost)
- mix/match costing (link numerous items to a group and link a special cost to all items in the group)
- cost by vendor or group of vendors
- vendor promotions with opening and closing dates
- costs valid only on specific days of the week
- percent off costing (example - you can be billed cost less 5%)
- dollar off costing (example - you can be billed cost less \$1.00)
- Quasar handles taxes that are included in the cost of your items and accurately breaks the tax out to provide you with the true cost
- Quasar handles container deposits that are included in the cost of your items and accurately breaks the deposit out to provide you with the true cost.

true landed cost

Quasar provides the ability to define charges such as freight charges and franchise fees. Charges, such as Freight, can be allocated to the cost of each item based on that item's actual weight (landed cost = cost + freight charges). Charges, such as franchise fees, can be allocated to the cost of an item based on the cost of that item (landed cost = cost + franchise fee).

Auto Order

File Edit Help

Order for Vendor: Big Vendor

Order for Store: Default

Item Selection

☐ Item File:

Department:

Subdepartment:

Group:

☒ Order Template:

Template: Big Vendor

Calculation Method

☒ Use Min/Max

☐ Use Sales History:

End Date: 12/7/04

History of: 0 days

Sales Change: 0.0% Increase

Order for: 0 days

OK Cancel

Figure 10: *Auto Ordering*

Vendor Invoice

File Edit Help

Invoice No: # Date: 12/7/04 Store: Default
Reference: Time: 4:38 AM Station: POS 1
Shift: Employee:

Vendor: Big Vendor Terms: 2.0% 10 Net 30
Address: Big Vendor Ship Via:
401 Industrial Park Vendor's Date: 12/7/04
Anycity, Anyprov Type: Item
Canada T0M 1X0

	Item Number	Description	Size	Qty	Cost	Ext Cost	Tax
1	101101	Green Widget	Each	186	\$1.00	\$186.00	GST
2	102102	Red Widget	Each	24	\$1.00	\$24.00	GST
3	103103	Blue Widget	Each	24	\$1.00	\$24.00	GST
4	104104	Yellow Widget	Each	24	\$1.00	\$24.00	GST
5	105105	White Widget	Each	24	\$1.00	\$24.00	GST

Totals Comments Taxes Charges Ship To Item Info Orders

Number	Date
1	12/7/04
2	

OK
Next
Cancel
Voided?
Print
Payments
History
Claim?

Figure 11: *Vendor Invoice Screen*

Quasar handles multiple charges on one vendor invoice. Charges can be included on the vendor invoice (internal), or they can come as a separate billing on a third party invoice (external). Either way Quasar provides the ability to include the charges in the landed cost calculation.

vendor invoices

A vendor invoice screen provides the ability to enter vendor invoices complete with reference numbers and payment terms. Figure 11 shows a sample of Quasar's vendor invoice screen.

vendor claim

Create and post vendor claims for short shipments, incorrect pricing, incorrect freight routing, defective goods and damaged goods.

Account	Amount
1 Miscellaneous	\$87.00
2 Office Supplies	\$63.00
3	

Figure 12: *Cheque Writing Screen*

accounts payable

View aged payables both in summary and in detail. Select a specific vendor to pay, or choose to pay several bills. Pay an entire invoice or make a partial payment. Know your bank balance and know your cash requirements. Allocate payments and credits to specific invoices or allocate them to the oldest invoices. Define early payment terms and take early payment discounts.

cheque writing and printing

Create quick cheques or pay existing bills. Write cheques manually or professionally print them to a printer using a cheque form. With Quasar you can also print a cheque directly from a customer account to clear a credit balance. Figure 12 shows a sample of Quasar's cheque writing screen.

bank reconciliation

Reconcile a bank account or other ledger account to an external statement. A bank reconciliation may be conducted in several

The screenshot shows the 'Item Master' window with the following data:

- Item Number:** 101
- Description:** Green Widget
- Department:** Hardware
- Subdepartment:** Hand Tools
- Type:**
 - ☒ Purchased?
 - ☒ Sold?
 - ☒ Inventoried?
- COGS Account:** Cost of Sales - A
- Income Account:** Sales - A
- Asset Account:** Inventory - A
- Groups:**
 - Group Name
 - 1 Widget
 - 2
- Store:** Default
- Location:** Tools, Aisle 4, 10
- Min:** 12
- Max:** 24
- ☐ Discontinued?
- ☒ Stocked?
- On Hand:** 53
- On Order:** 0
- Buttons:** OK, Next, Cancel, Inactive?, Prices, Costs, Margin, Stock, Build
- Tabs:** General, Sizes & Numbers, Flags, Store, Costs & Prices, Vendors, **PIR**, Extra Info
- Purchase Information:**
 - Default Size: Each
 - Size Qty: 1
 - Cost: \$1.00
 - Purchase Tax: GST
 - Default Vendor: Big Vendor
 - Order Number: 101101
- Sales Information:**
 - Default Size: Each
 - Size Qty: 1
 - Price: \$2.00
 - Margin: 50.0%
 - Profit: \$1.00
 - Target GM: 40.0%
 - Variance: 2.0%
 - Selling Tax: Both
 - Deposit: \$0.00

Figure 13: *Inventory Master Screen*

sittings, storing the reconciliation after each sitting. Print the details of your reconciliation now or in the future.

8 Inventory Management

departments/sub-departments

Departments are the highest level of inventory. Sub-departments are nested within departments and items are nested within sub-departments. This hierarchy provides an excellent tool for finding, reporting and listing items. Figure 13 shows a sample of Quasar's inventory master screen.

Price			Rep Cost		
Size:	Each		Size:	Each	
Price:	\$2.00		Cost:	\$1.00	
Tax:	\$0.29		Tax:	\$0.07	
Deposit:	\$0.00		Deposit:	\$0.00	
Base:	\$2.00		Base:	\$1.00	

Margin		
Size:	Each	
Price:	\$2.00	Target GM: 40.0%
Rep Cost:	\$1.00	Rep Profit: \$1.00
Last Cost:	\$1.06	Rep Margin: 50.0%
Avg Cost:	\$1.23	Last Profit: \$0.94
		Last Margin: 47.0%
		Avg Profit: \$0.77
		Avg Margin: 38.5%

Figure 14: *Margin Control Screen*

full margin control

Quasar's extensive margin control starts with setting target margins by sub-department and the ability to report on which items are not meeting your target margins. In the item master screen, margin percentages are calculated for you, if you enter a cost, and if you enter a margin percentage, the selling price will be calculated for you. If you prefer to work with mark-ups, Quasar can calculate prices for you based on mark-ups. A margin calculator accessible from the inventory master screen helps you to determine your proper margin. Figure 14 shows a sample of Quasar's margin control screen.

container deposits

Many products are shipped with container deposits. For example, bottle deposits, can deposits and pallet deposits. In Quasar you can define if the container deposit is included in the cost of each item or billed separately on the vendor invoice. You can also define if the container deposit is included in your selling price or if it is to be added separately to the customer invoice.

Item Number	Description	Size	On Hand	Counted
1 101	Green Widget	Each	53	50
2 102	Red Widget	Each	24	26
3 103	Blue Widget	Each	24	25
4				

Figure 15: *Inventory Count Screen*

create kits

With Quasar you can build kits or packages out of existing items. For example, you can build a fishing tackle kit out of various lures, spoons, line and reels. Another example would be manufacturing something from numerous components. When you build a kit the inventory of the individual items are reduced and the inventory of the kit is increased automatically.

physical counts

Multiple counts can be recorded. Items counted in more than one location and/or on more than one count sheet are automatically added together by Quasar. Prior to processing your counts you can view all of the discrepancies between your physical count and your system's on hand quantities. You can review the count detail of any item and you can report on all items that should have been counted but were not. When counts are processed an inventory adjustment is automatically created for discrepancies. Figure 15 shows a sample of Quasar's inventory count screen.

multiple case sizes

Quasar handles items with multiple case sizes. As you do not always sell items in the same case sizes as they are purchased you can define which case sizes are purchased and which are sold. Of course you can assign the correct cost and price to each size.

multiple lookup numbers

An individual item may have multiple lookup numbers. For example, your assigned number, your vendor's number(s), UPC codes and various other price lookups (PLU's).

stock locations

Quasar's stock locations provide an excellent addition to Quasar's inventory management capabilities. Define the "Section", "Fixture" and "Bin" where your products are located. Your stock status report will now display the location where your items can be found. Items can be listed by location and you can run reports by location.

multiple vendors per item

It is recognized that you may have multiple vendors for a single item and that each vendor may sell an item in different case sizes and at different costs. In Quasar you can define specific vendor numbers, case sizes and costs for each of your vendors.

sales history

Access to accurate sales history is very important to proper inventory management. The Quasar sales history screen provides the ability to view your history by month, week or day. You can view the sales history for an individual case size or for all sizes that the item is sold by. For purchasing purposes you can view your sales in either the selling case size or in the purchasing case size. If opened from a purchase order, the sales history screen displays the history of each item as you enter them on the order. Figure 16 shows a sample of Quasar's sales history screen.

barcode labels and signs

Design your own barcode shelf labels, shelf talkers and signs and print them using the new Quasar labels screen.

item adjustments

An item adjustment screen provides the ability to change the on hand quantity and/or on hand value of an item(s). All adjustments post to the ledger accounts. Inventory can not be adjusted without an audit trail.

active and stocked status

Define the state of your inventory. Only active and stocked items appear on inventory lists and lookups by default. This provides the ability for a large inventory database while minimizing the size of lists and reports.

Sales History

File Edit Help

Data Selection

Item Number: 101

Size: All Sizes

Description: Green Widget

Date: 12/7/04

Store: Default

Data Format

Quantity Size: Each

Period: Week

Count: 6

Period	Start Date	Quantity	Total Cost	Total Price	Profit	Margin
Week 1	11/7/04	157	\$157.00	\$314.00	\$157.00	50.0%
Week 2	4/7/04	0	\$0.00	\$0.00	\$0.00	0.0%
Week 3	27/6/04	0	\$0.00	\$0.00	\$0.00	0.0%
Week 4	20/6/04	0	\$0.00	\$0.00	\$0.00	0.0%
Week 5	13/6/04	0	\$0.00	\$0.00	\$0.00	0.0%
Week 6	6/6/04	0	\$0.00	\$0.00	\$0.00	0.0%
Total		157	\$157.00	\$314.00	\$157.00	50.0%

Min: 12

Max: 24

On Hand: 53

On Order: 0

Refresh

Print

Close

Figure 16: Sales History Screen

powerful reporting

View the stock status of any item at any time. View the sales history of an item by month, week or day. By date range you can view:

- an items sales, purchases and adjustment activities in both summary and detail
- all transactions containing a specific item or group of items
- all sales of a specific item or group of items
- all purchases of a specific item or group of items

In all of the above cases you can drill down and view the actual transactions. You can report on items purchased by specific customers and you can report on items sold to you by specific vendors. You can very quickly find any transaction with a specific item on it.

Quasar also has a new reporting module in which reports can be designed in XML. This is very powerful, and the Linux Canada team has created some great new reports such as “inventory on hand at cost” and “inventory on hand at retail”.

9 Handheld Interface

download handheld application

Download the handheld application from Quasar Accounting into the handheld unit.

send inventory items

Send inventory numbers and prices to the handheld unit to be used in price checks and item counts.

receive counts, create shelf labels and do price checks

Receive inventory counts, print shelf labels from handheld batch and confirm prices on the shelf match prices in your computer system.

10 Multi Store

financials by store

The multi store feature provides the ability to run multiple stores on a network. Financial statements can be printed by store or as a complete company. Payables and receivables can be treated as common for all stores, or if you prefer, you can keep them separate.

inventory information

View reports, stock status and sales history for the entire company, or alternatively view information from a specific store.

stocking by store

Define, by store, which items are stocked and which ones are not. This feature substantially reduces the size of lists and information in the smaller stores and in stores with a different core selection of products.

pricing by store

While it is easier to have common costs and prices you can define separate costs and prices for some or all stores. You can even set a special price, specific to a single customer or group of customers, that is valid only at selected stores.

stock transfers

A special transfer screen provides the ability to transfer stock between two stores.

expense allocation

A ledger transfer screen provides the ability to allocate expenses and/or other account amounts from one store to multiple stores. For example, you may setup an administration office as a store. Pay all bills from that site and allocate expenses appropriately.

11 Reporting Features

fast and easy reporting

In addition to standard reports like balance sheets, profit and loss statements and trial balances, special screens have been created to make obtaining information fast, easy and concise, with as much detail as is required. Most of the information screens provide the ability to drill down to the transaction level. All provide the ability to print your information to a file or printer. A new summary report provides the ability to view the summary information of sales, margin, transactions, tenders, taxes, deposits and discounts.

defining reports

If the reports that come standard with Quasar do not meet your requirements, you can define reports using the Quasar XML report format and you can view and print these reports using the Quasar report viewer.

11.1 Department Sales Report

Figure 17 shows a sample of Quasar’s “Department Sales Report”. Viewed by date range, this report shows you sales and margin by department, it also shows you the percentage of the profit generated by each department as compared to the total store profit. You can quickly determine which areas of the store are contributing the highest margins.

11.2 Sub-department Sales Report

Figure 18 and Figure 19 show a sample of Quasar’s “Sub-department Sales Report”. Viewed by date range, this report shows you sales and margin by sub-department, it also shows you the percentage of the profit generated by each sub-department as compared to the total department profit. You can quickly determine which areas of the department are contributing the highest margins and which areas need immediate attention.

11.3 Item Sales Report

Figure 20 shows a sample of Quasar’s “Item Sales Report”. Viewed by date range, this report shows you sales and margin by item, it also shows you the percentage of the profit generated by each item as compared to the total profit. You can quickly determine which items are contributing the highest margins and which areas need immediate attention.

11.4 Inventory On Hand at Cost

Figure 21 and Figure 22 show a sample of the first page and last page of Quasar’s inventory on hand at cost report for a clothing sub-department. This report can be viewed as of any date for your entire store, a single department, a single subdepartment, a store location, a vendor, an item group or for just a single item.

11.5 Inventory On Hand at Retail

Figure 23 and Figure 24 show a sample of the first and last page of Quasar’s inventory on hand at retail report for a clothing sub-department. This report can be viewed as of any date for your entire store, a single department, a single subdepartment, a store location, a vendor, an item group or for just a single item.

11.6 Inventory On Hand by Department

Figure 25 shows a sample of the inventory onhand by department. This report provide a quick overview of your stock by department. This report also includes any inventory of bottle deposits.

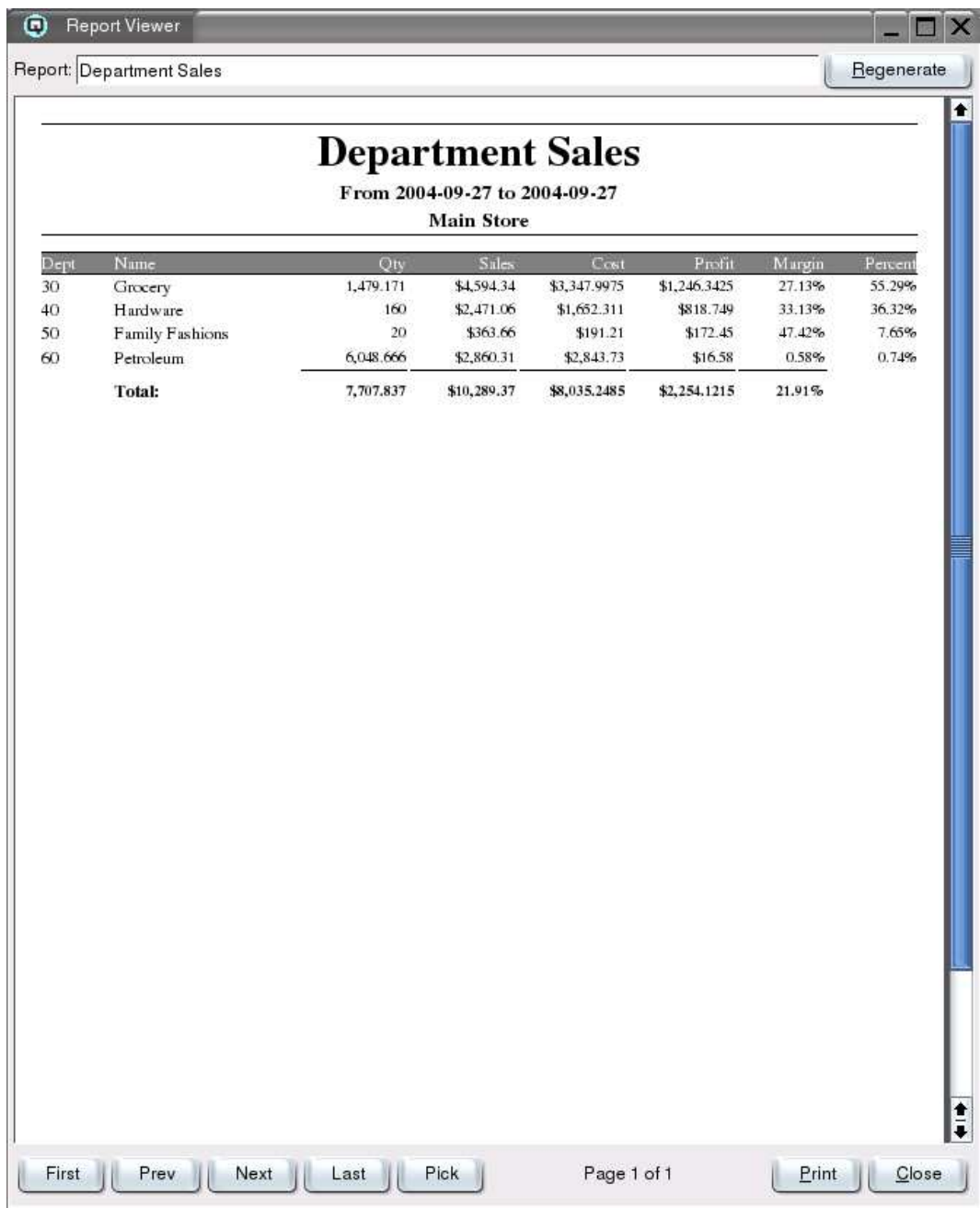


Figure 17: *Department Sales Report*

Report Viewer							
Report: Subdepartment Sales							Regenerate
Subdepartment Sales							
Grocery Department							
From 2004-09-27 to 2004-09-27							
Main Store							
Subdept	Name	Qty	Sales	Cost	Profit	Margin	Percent
301	Foreign Foods	7	\$18.66	\$11.4075	\$7.2525	38.87%	0.58%
302	Magazines	27	\$83.53	\$66.66	\$16.87	20.2%	1.35%
303	Meat	44.448	\$423.75	\$302.82	\$120.93	28.54%	9.7%
304	Produce	125.94	\$290.68	\$184.27	\$106.41	36.61%	8.54%
305	Frozen Foods	66	\$339.46	\$232.47	\$106.99	31.52%	8.58%
306	Ice Cream	27	\$131.39	\$82.78	\$48.61	37.0%	3.9%
307	Dairy - Fresh Milk	44	\$140.69	\$110.40	\$30.29	21.53%	2.43%
308	Confectionary	92	\$108.31	\$73.15	\$35.16	32.46%	2.82%
309	HABA	33	\$130.87	\$93.00	\$37.87	28.94%	3.04%
310	Photo Supplies	1	\$9.35	\$5.84	\$3.51	37.54%	0.28%
311	Seasonal Candy	4	\$17.72	\$11.07	\$6.65	37.53%	0.53%
312	Tobacco	13	\$97.45	\$78.99	\$18.46	18.94%	1.48%
313	Fruit, Canned	32	\$59.82	\$40.54	\$19.28	32.23%	1.55%
314	Juices	84	\$149.65	\$124.59	\$25.06	16.75%	2.01%
315	Vegatables, Canned	36	\$37.07	\$28.90	\$8.17	22.04%	0.66%
316	Fish, Canned	16	\$21.92	\$15.95	\$5.97	27.24%	0.48%
317	Meat, Canned	13	\$36.17	\$21.42	\$14.75	40.78%	1.18%
318	Jams & Jellies	8	\$29.28	\$24.37	\$4.91	16.77%	0.39%
319	Peanut Butter, Syrup	3	\$9.29	\$8.13	\$1.16	12.49%	0.09%
320	Soups	94	\$99.71	\$75.15	\$24.56	24.63%	1.97%
321	Cold Cereals	24	\$125.54	\$108.24	\$17.30	13.78%	1.39%
322	Hot Cereal/Tarts/Bar	7	\$20.99	\$15.71	\$5.28	25.15%	0.42%
323	Rice/Greens/Dry Veg	3	\$12.97	\$8.16	\$4.81	37.09%	0.39%
324	Pizza/Pasta/Sauces	38	\$67.80	\$51.60	\$16.20	23.89%	1.3%
325	Coffee,Grnd,Filters	20	\$99.04	\$72.27	\$26.77	27.03%	2.15%
326	Coffee,Instant	1	\$5.25	\$3.51	\$1.74	33.14%	0.14%
327	Tea	6	\$36.00	\$30.20	\$5.80	16.11%	0.47%
328	Softdrink/Water/Crys	136	\$245.04	\$195.69	\$49.35	20.14%	3.96%
330	Milk-Milk Substitute	15	\$48.01	\$32.47	\$15.54	32.37%	1.25%
331	Baby Food	8	\$53.94	\$42.47	\$11.47	21.26%	0.92%
332	Baking Supplies	8	\$31.46	\$21.64	\$9.82	31.21%	0.79%
333	Lard-Margarine	6	\$22.74	\$14.81	\$7.93	34.87%	0.64%
334	Cooking Oils & Spray	9	\$33.97	\$30.66	\$3.31	9.74%	0.27%
335	Salt & Spices	3	\$6.55	\$2.97	\$3.58	54.66%	0.29%
336	Sugar	7	\$35.99	\$24.79	\$11.20	31.12%	0.9%
339	Branched Flour Mix	7	\$1.70	\$1.06	\$0.63	36.12%	0.14%
First	Prev	Next	Last	Pick	Page 1 of 2		Print Close

Figure 18: Sub-department Sales Report - First Page

Report Viewer							
Report: Subdepartment Sales							Regenerate
Subdept	Name	Qty	Sales	Cost	Profit	Margin	Percent
343	Salad Dress - Vinegar	6	\$16.66	\$11.22	\$5.44	32.65%	0.44%
344	Ketchup-Sauce-Relish	13	\$36.63	\$29.08	\$7.55	20.61%	0.61%
345	Pet Food & Supplies	2	\$11.98	\$8.42	\$3.56	29.72%	0.29%
346	Household Supplies	9	\$26.95	\$16.02	\$10.93	40.56%	0.88%
347	Paper Supplies	57	\$258.69	\$192.36	\$66.33	25.64%	5.32%
348	Soaps & Detergents	16	\$98.78	\$82.98	\$15.80	16.0%	1.27%
349	Liquid Cleaner-Javex	8	\$29.56	\$20.54	\$9.02	30.51%	0.72%
350	Laundry Supplies	8	\$41.14	\$34.18	\$6.96	16.92%	0.56%
352	Cookies/Biscuits	18	\$64.08	\$41.07	\$23.01	35.91%	1.85%
354	Bread & Pastry	60	\$86.85	\$68.67	\$18.18	20.93%	1.46%
355	Sandwiches	8	\$34.12	\$22.03	\$12.09	35.43%	0.97%
356	Deli & Smoked Meats	48.783	\$219.38	\$138.56	\$80.82	36.84%	6.48%
357	Chips and Snacks	68	\$176.49	\$119.26	\$57.23	32.43%	4.59%
358	Baby Diapers	6	\$133.50	\$104.85	\$28.65	21.46%	2.3%
Total:		1,479.171	\$4,594.34	\$3,347.9975	\$1,246.3425	27.13%	

Figure 19: Sub-department Sales Report - Last Page

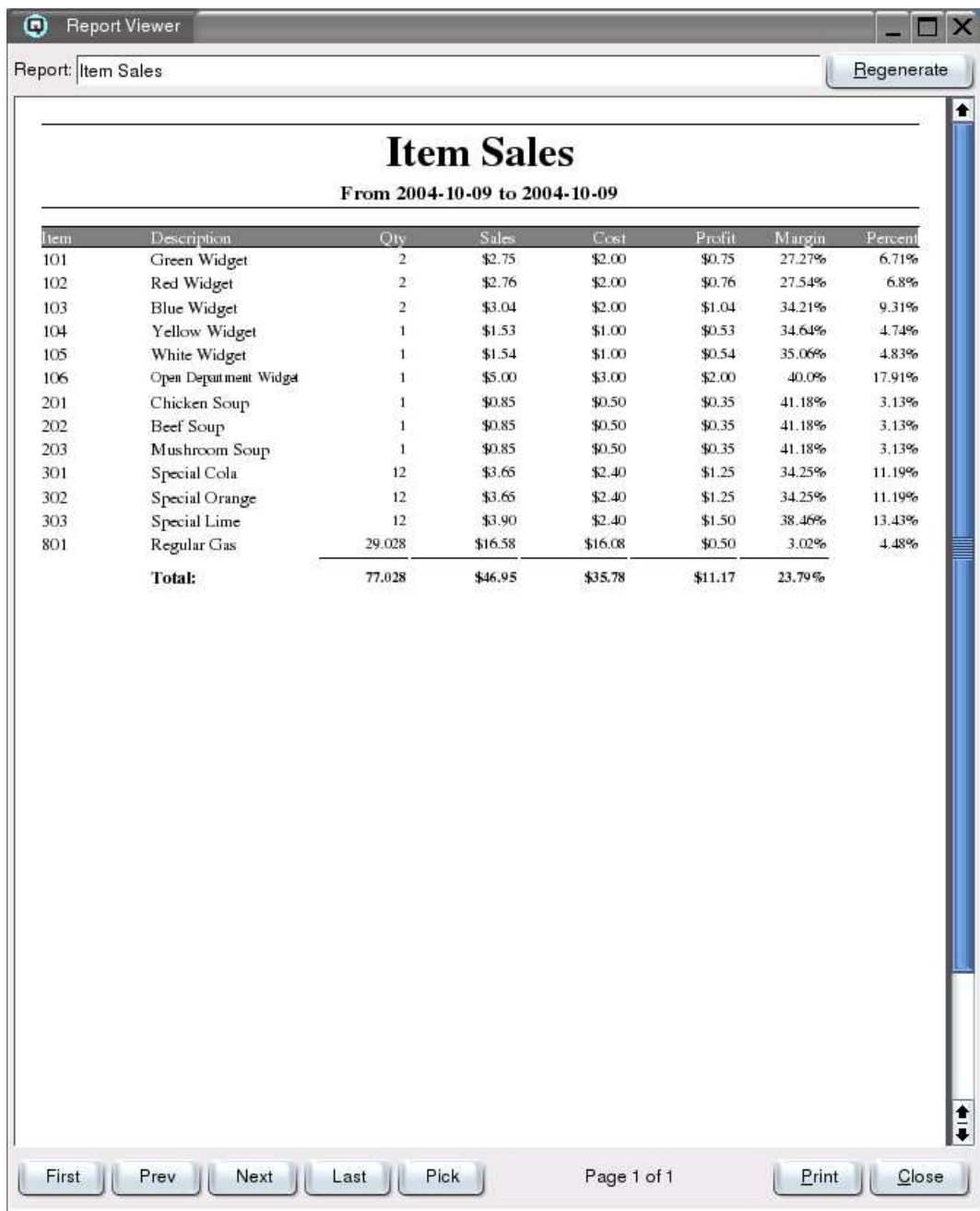


Figure 20: *Item Sales Report*

Report: Inventory On Hand at Cost							
Inventory On Hand at Cost							
Number	Description	Size	Min	Max	On Hand	Avg Cost	Total Cost
Department: Family Fashions							
Subdepartment: 4/6X Socks & Tights							
77098663449	SOCKS NON SKID G-6/8	EACH	0	0	-1	\$1.42	\$-1.42
6517725352	SOCKS G-8/10 HEARTS/STRIPES GRYMIX	EACH	0	0	1	\$1.20	\$1.20
6517725353	SOCKS G-8/10 MINI STRIPES RED	EACH	0	0	1	\$1.20	\$1.20
6517725351	SOCKS G-8/10 HEARTS/STRIPES DENIM	EACH	0	0	1	\$1.20	\$1.20
77098660392	SOCKS SOIL BUSTER WHT 4-6	EACH	0	0	1	\$1.66	\$1.66
77098664965	SOCKS CUFF PINK 6-8	EACH	6	12	1	\$1.69	\$1.69
5999970030	SOCKS (S70030)B-7-9 AST	EACH	0	0	1	\$1.69	\$1.69
6517724949	SOCKS B-6/8 GREYMIX	EACH	0	0	1	\$1.70	\$1.70
8053871353	SOCKS ASST	EACH	0	0	1	\$1.72	\$1.72
6517701473	SOCKS (8266)G-6-8.5 ANKLE HIGH	EACH	0	0	2	\$1.05	\$2.10
8053882998	SOCKS (12258)G 7-8.5 ASST	EACH	0	0	1	\$2.43	\$2.43
8053883980	SOCKS (12259)G 7-8.5 ASST	EACH	0	0	1	\$2.43	\$2.43
8053884124	SOCKS (12258)G 6-7.5 ASST	EACH	0	0	1	\$2.43	\$2.43
8053871262	SOCKS PINK TRIM	EACH	0	0	1	\$2.50	\$2.50
8053883882	SOCKS (01841)G 7-8.5 SPORT	EACH	0	0	1	\$2.97	\$2.97
6437834078	SOCKS (407)G-5/7 3PK CHAMP	EACH	9	21	1	\$2.99	\$2.99
6517720880	SOCKS CREW G-6/8 BLK/WHT	EACH	0	0	2	\$1.65	\$3.30
6517710900	SOCKS (8356)B 6-7.5 RIB AST	EACH	0	0	3	\$1.15	\$3.45
6517725123	SOCKS G-6-7.5 3PK WHT	EACH	6	18	1	\$3.53	\$3.53
5866554914	SOCKS (500M)B-9/13 PR WHT	EACH	12	48	1	\$4.39	\$4.39
5999906146	SOCKS NON-SKID B 6-7.5	EACH	0	0	2	\$2.29	\$4.58
6517706738	SOCKS (SA-50)CH 5-6 ASST	EACH	2	14	3	\$1.60	\$4.80
5999939204	TIGHTS (S19204)G-4-6 BLK	EACH	0	0	1	\$4.84	\$4.84
8053883982	SOCKS (12259)G 9-11 ASST	EACH	0	0	2	\$2.43	\$4.86
5999960650	SOCKS PATTERN B-6-8	EACH	0	0	4	\$1.24	\$4.96
Fri Oct 01 03:54:35 PM MDT 2004							
Page 1 of 4							
First	Prev	Next	Last	Pick	Page 1 of 4		Print Close

Figure 21: *Inventory On Hand at Cost Report - First Page*

Report Viewer

Report: Inventory On Hand at Cost

Regenerate

Number	Description	Size	Min	Max	On Hand	Avg Cost	Total Cost
6517710930	SOCKS (TC-601)CH-5-6/7-8	EACH	0	0	18	\$1.60	\$28.80
6517724960	TIGHTS G-4/6 NAVY	EACH	0	0	6	\$4.80	\$28.80
8053880192	SOCKS PATTERN SPORT G-8-9.5	EACH	0	0	12	\$2.70	\$32.40
6517724964	TIGHTS G-6/8 NAVY	EACH	0	0	7	\$4.80	\$33.60
5999900268	SOCKS (S70720)G-7/9 AST.CLR	EACH	0	0	18	\$1.96	\$35.28
5999981035	SOCKS (S80290)G-8/10 AST.CLR	EACH	0	0	22	\$1.78	\$39.16
5962710202	SOCKS CREW (R74210)G-7/9	EACH	0	0	19	\$2.09	\$39.71
5962710308	SOCKS (R84210)G-8/9 AST.	EACH	0	0	18	\$2.24	\$40.32
77098660393	SOCKS SOIL BUSTER WHT 6-8	EACH	6	12	25	\$1.66	\$41.50
5866554918	SOCKS (S03L)B-2/6 2PR	EACH	12	24	11	\$4.40	\$48.40
5866554924	SOCKS (S03L)B-2/6 2PR	EACH	12	24	11	\$4.40	\$48.40
8053878835	GIRLS SOCKS	EACH	0	0	12	\$4.05	\$48.60
6517730488	SOCKS B-4-6.5 3PK BLK/NAVY/GRY	EACH	0	0	16	\$3.42	\$54.72
5866554967	SOCKS (S05M)B-9-13 DEN/BLK	EACH	12	24	23	\$2.78	\$63.94
5866554917	SOCKS (S03M)K-9-13 AST.CLR	EACH	12	24	15	\$4.40	\$66.00
Total 4/6X Socks & Tights:					665	\$2.5121	\$1,670.54
Total Family Fashions:					665	\$2.5121	\$1,670.54
Grand Total:					665	\$2.5121	\$1,670.54

Fri Oct 01 03:54:36 PM MDT 2004

Page 4 of 4

First

Prev

Next

Last

Pick

Page 4 of 4

Print

Close

Figure 22: *Inventory On Hand at Cost Report - Last Page*

Report: Inventory On Hand at Retail							
Inventory On Hand at Retail							
Number	Description	Size	Min	Max	On Hand	Unit Price	Total Retail
Department: Family Fashions							
Subdepartment: 4/6X Socks & Tights							
6517701473	SOCKS (8266)G-6-8.5 ANKLE HIGH	EACH	0	0	2	\$1.79	\$3.58
6517710900	SOCKS (8356)B 6-7.5 RIB AST	EACH	0	0	3	\$1.95	\$5.85
6517710902	SOCKS (8359)B-9-11 RIB	EACH	6	12	6	\$2.19	\$13.14
5999960650	SOCKS PATTERN B-6-8	EACH	0	0	4	\$2.19	\$8.76
6517710907	SOCKS (9036)G-6-8.5 ANKLE	EACH	6	12	6	\$2.49	\$14.94
6517725353	SOCKS G-8/10 MINI STRIPES RED	EACH	0	0	1	\$2.49	\$2.49
6517725351	SOCKS G-8/10 HEARTS/STRIPE DENIM	EACH	0	0	1	\$2.49	\$2.49
6517725352	SOCKS G-8/10 HEARTS/STRIPE GRYMIX	EACH	0	0	1	\$2.49	\$2.49
6517720879	SOCKS CREW G-5/7 WHT	EACH	0	0	5	\$2.49	\$12.45
5962700047	SOCKS CUFF (R61280)G-6/8	EACH	0	0	15	\$2.69	\$40.35
5962700173	SOCK CUFF (R51280)G-5/7 AST.	EACH	0	0	11	\$2.69	\$29.59
5962710201	SOCKS CREW (R54210)G-5/7	EACH	0	0	10	\$2.69	\$26.90
6517706738	SOCKS (SA-50)CH 5-6 ASST	EACH	0	0	3	\$2.69	\$8.07
7098663948	SOCKS NON SKID B-4/6	EACH	4	16	12	\$2.79	\$33.48
77098663449	SOCKS NON SKID G-6/8	EACH	0	0	-1	\$2.79	\$-2.79
5999961040	SOCK NAT CONTRAST G-6-8	EACH	0	0	8	\$2.79	\$22.32
6517710930	SOCKS (TC-601)CH-5-6/7-8	EACH	0	0	18	\$2.79	\$50.22
6517720880	SOCKS CREW G-6/8 BLK/WHT	EACH	0	0	2	\$2.79	\$5.58
7098663949	SOCKS NON SKID G 4-6 AST.	EACH	4	16	6	\$2.79	\$16.74
5962710310	SOCKS (R81280)G-8/9 AST.	EACH	0	0	17	\$2.79	\$47.43
6517710927	SOCKS (TC-501) CHILD 7-8 BASIC	EACH	0	0	10	\$2.89	\$28.90
6517724949	SOCKS B-6/8 GREY MIX	EACH	0	0	1	\$2.89	\$2.89
6517724947	SOCKS B-6/8 WHITE	EACH	0	0	4	\$2.89	\$11.56
5999970030	SOCKS (S70030)B-7-9 AST	EACH	0	0	1	\$2.89	\$2.89
8053871353	SOCKS ASST	EACH	0	0	1	\$2.89	\$2.89
Fri Oct 01 04:02:56 PM MDT 2004							
Page 1 of 4							
First	Prev	Next	Last	Pick	Page 1 of 4		Print Close

Figure 23: Inventory On Hand at Retail Report - First Page

Report Viewer								
Report: Inventory On Hand at Retail								Regenerate
Number	Description	Size	Min	Max	On Hand	Unit Price	Total Retail	
6517728573	TIGHTS G-6/7 RED/FLOWERS	EACH	0	0	2	\$8.95	\$17.90	
6517724968	TIGHTS G-6/8 NAVY	EACH	0	0	2	\$8.95	\$17.90	
6517724964	TIGHTS G-6/8 NAVY	EACH	0	0	7	\$8.95	\$62.65	
6517724960	TIGHTS G-4/6 NAVY	EACH	0	0	6	\$8.95	\$53.70	
6517724959	TIGHTS G-6/8 NAVY	EACH	0	0	6	\$8.95	\$53.70	
6517728572	TIGHTS G-4/5 RED/FLOWERS	EACH	0	0	4	\$8.95	\$35.80	
6517710939	TIGHTS (TC-1500)G-4-6	EACH	0	0	3	\$8.95	\$26.85	
6517710940	TIGHTS (TC-1500)G-6-8/8-10	EACH	0	0	5	\$9.95	\$49.75	
6517724951	TIGHTS G-6/8 HEARTS&STRIPES DEN	EACH	0	0	1	\$9.95	\$9.95	
6517724952	TIGHTS G-4/6 HEARTS&STRIPES DEN	EACH	0	0	2	\$9.95	\$19.90	
6517724953	TIGHTS G-8/10 MINI STIPES RED	EACH	0	0	1	\$9.95	\$9.95	
6517724955	TIGHTS G-4/6 MINI STIPES RED	EACH	0	0	1	\$9.95	\$9.95	
6517724954	TIGHTS G-6/8 MINI STIPES RED	EACH	0	0	1	\$9.95	\$9.95	
6517724950	TIGHTS G-8/10 HEARTS&STRIPES DEN	EACH	0	0	1	\$9.95	\$9.95	
63364107988	SOCKS (U00003)G-7-9 3PR FILA	EACH	0	0	8	\$14.95	\$119.60	
Total 4/6X Socks & Tights:					665	\$4.525	\$3,009.11	
Total Family Fashions:					665	\$4.525	\$3,009.11	
Grand Total:					665	\$4.525	\$3,009.11	

Fri Oct 01 04:02:57 PM MDT 2004
 Page 4 of 4

First Prev Next Last Pick
 Page 4 of 4 Print Close

Figure 24: *Inventory On Hand at Retail Report - Last Page*

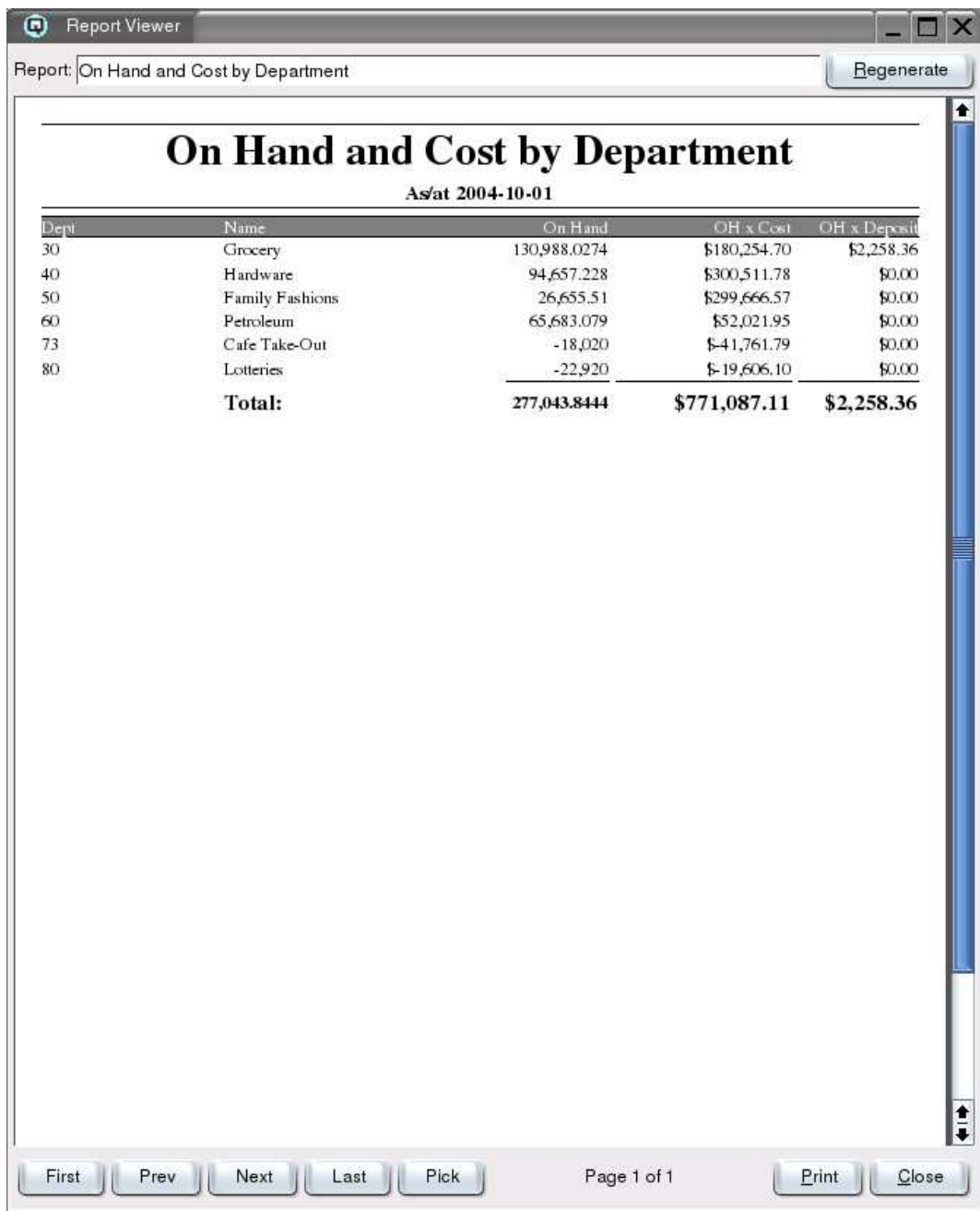


Figure 25: *Inventory On Hand by Department*

11.7 Inventory On Hand by Sub-department

Figure 26 and Figure 27 show a sample of the inventory onhand by sub-department report. This report provides a quick overview of your stock by sub-department within a department. This report also includes any inventory of bottle deposits.

11.8 Inventory On Hand by Item

Figure 28 and Figure 29 show a sample of the inventory onhand by item report. This report provides a quick overview of your stock by item, by sub-department within a department. This report also includes any inventory of bottle deposits.

11.9 Item Adjustment Summary

Figure 30 shows a sample of the inventory item adjustment summary report. Inventory adjustments are always a concern. The need to create an inventory adjustment can result from lost or stolen merchandise, in store use of merchandise, inventory transfers, spoilage and several other things. With the item adjustment summary screen you can quickly view the summary of inventory adjustments for a specific general ledger code and a specified range of dates.

11.10 Out of Stock Report

Figure 31 shows a sample of the inventory out of stock report. Out of stock means lost sales and unhappy customers. Utilize the out of stock report to ensure that you take steps to correct out of stock situations.

11.11 Price List

Figure 32 shows a sample of the inventory price list. Use this report to print a hard copy of all or part of your inventory catalog.

11.12 Item Ranking Report

Figure 33 shows a sample of the inventory item ranking report where the items are listed in the order of their sales ranking. You can view departments, sub-departments, groups or locations. You can even specify that you want to see only X amount of items. For example, the 50 highest profit items in department xyz. Figure 34 shows a sample of the inventory item ranking report where the items are listed in the order of their profit ranking. This is an excellent tool to view the sales volumes and profitability of your inventory items.

11.13 Count Verify Report

Figure 35 shows a sample of the count verify report. This report is designed to be used to audit a physical count.

Report Viewer

Report: On Hand and Cost by Subdepartment Regenerate

On Hand and Cost by Subdepartment

As/at 2004-10-01

Subdept	Name	On Hand	OH x Cost	OH x Deposit
500	Shoe Accessories	385	\$687.40	\$0.00
501	Drygoods	-1,970	\$-454.158	\$0.00
503	Infants Footwear	61	\$442.01	\$0.00
504	Child Girls Footwear	131	\$2,707.32	\$0.00
505	Child Boys Footwear	296	\$6,031.63	\$0.00
506	Youth Girls Footwear	142	\$2,890.95	\$0.00
507	Youth Boys Footwear	390	\$9,016.43	\$0.00
508	Womans Footwear	726	\$20,001.67	\$0.00
509	Mens Footwear	496	\$19,939.07	\$0.00
510	Infants Headwear	56	\$222.77	\$0.00
511	Infants Gloves/Mitts	116	\$276.47	\$0.00
512	Infants Socks/Bootie	254	\$900.13	\$0.00
513	Infants Underwear	266	\$1,358.93	\$0.00
514	Infants Pants/Dress	314	\$3,124.19	\$0.00
515	Infants Tops/Shirts	157	\$1,034.52	\$0.00
516	Infants Jack/Outwear	34	\$775.27	\$0.00
517	Infants Furniture	71	\$3,189.27	\$0.00
518	Infants Bedding	175	\$1,188.30	\$0.00
519	Infants Toys & Acc	373	\$2,058.42	\$0.00
520	Child 2/3X Headwear	62	\$228.25	\$0.00
521	Child 2/3X Mitt/Glov	59	\$215.88	\$0.00
522	Child 2/3X Sock/Tig	100	\$171.90	\$0.00
523	Child 2/3X Underwear	100	\$445.98	\$0.00
524	Child 2/3X Pants	382	\$4,451.15	\$0.00
525	Child 2/3X Dresses	57	\$613.19	\$0.00
526	Child 2/3X Tops/TS	160	\$1,387.00	\$0.00
527	Child 2/3X Sweaters	36	\$464.41	\$0.00
528	Child 2/3X Jackets	53	\$1,587.05	\$0.00
529	Child 2/3X Access	19	\$59.82	\$0.00
530	4/6X Headwear	233	\$912.34	\$0.00
531	4/6X Mitt/Glov	222	\$1,063.37	\$0.00
532	4/6X Socks & Tights	665	\$1,670.54	\$0.00
533	4/6X Underwear	330	\$1,122.85	\$0.00
534	4/6X Pants and Jeans	644	\$7,701.64	\$0.00
535	4/6X Dresses	94	\$1,201.70	\$0.00
536	4/6X Tops/T-shirts	419	\$4,096.03	\$0.00
537	4/6X Sweaters	48	\$632.23	\$0.00
538	4/6X Jackets	88	\$2,051.30	\$0.00

First Prev Next Last Pick Page 1 of 2 Print Close

Figure 26: Inventory On Hand by Subdepartment - First Page

Report Viewer				
Report: On Hand and Cost by Subdepartment				Regenerate
Subdept	Name	On Hand	OH x Cost	OH x Deposit
543	Boys 7/18 Underwear	197	\$1,412.11	\$0.00
544	Boys 7/18 Jeans/Pant	529	\$8,169.37	\$0.00
545	Boys 7/18 Shirts	88	\$1,029.76	\$0.00
546	Boys 7/18 Tops/TS	238	\$3,000.60	\$0.00
547	Boys 7/18 Sweaters	37	\$685.23	\$0.00
548	Boys 7/18 Jackets	121	\$4,119.31	\$0.00
549	Boys 7/18 Access	24	\$200.51	\$0.00
550	Girls 7/18 Headwear	207	\$946.59	\$0.00
551	Girls 7/18 Glov/Mitt	46	\$232.19	\$0.00
552	Girls 7/18 Socks	298	\$843.55	\$0.00
553	Girls 7/18 Underwear	518	\$2,445.65	\$0.00
554	Girls 7/18 Pant/Jean	699	\$10,367.93	\$0.00
555	Girls 7/18 Dresses	158	\$2,299.85	\$0.00
556	Girls 7/18 Tops/TS	635	\$6,771.49	\$0.00
557	Girls 7/18 Sweaters	72	\$1,374.84	\$0.00
558	Girls 7/18 Jackets	166	\$4,958.58	\$0.00
559	Girls 7/18 Access	45	\$452.43	\$0.00
560	Mens Headwear/Access	649	\$4,484.76	\$0.00
561	Mens Summer Gloves	314	\$1,333.07	\$0.00
562	Mens Winter Gloves	678	\$5,905.08	\$0.00
563	Mens Socks	743	\$3,216.00	\$0.00
564	Mens Underwear	713	\$4,129.57	\$0.00
565	Mens T-Shirts	727	\$7,553.87	\$0.00
566	Mens Shirts	381	\$7,090.17	\$0.00
567	Mens Pants/Jeans	919	\$19,825.70	\$0.00
568	Mens Jackets	356	\$15,013.61	\$0.00
569	Mens Sweaters/Sweats	230	\$5,525.22	\$0.00
570	Womans Headwear	228	\$1,059.39	\$0.00
571	Womans Glove/Mitts	265	\$2,166.19	\$0.00
572	Womans Socks/Hose	757	\$1,869.96	\$0.00
573	Womans Underwear/Bra	924	\$5,439.53	\$0.00
574	Womans Pants/Jeans	683	\$12,983.48	\$0.00
575	Womans Dress/Skirt	220	\$3,192.76	\$0.00
576	Womans Tops/T-Shirts	943	\$10,679.19	\$0.00
577	Womans Sweater/Sweat	117	\$2,440.83	\$0.00
578	Womans Jackets/Coat	208	\$8,272.20	\$0.00
579	Womans Accessories	242	\$689.94	\$0.00
580	Bedding	749	\$11,047.29	\$0.00
590	Bath & Kitchen	2,797.51	\$7,677.22	\$0.00
Total:		24,685.51	\$299,212.412	\$0.00

Figure 27: *Inventory On Hand by Subdepartment - Last Page*

Report Viewer				
Report: On Hand and Cost by Item				Regenerate
On Hand and Cost by Item				
As/at 2004-10-01				
Number	Description	On Hand	OH x Cost	OH x Deposit
5818573275	SOCKS CLRS B-6-8	8	\$23.04	\$0.00
5818574443	SOCKS (E5510)B 8-10 CLR	2	\$5.80	\$0.00
5866554914	SOCKS (500M)B-9/13 PR WHT	1	\$4.39	\$0.00
5866554917	SOCKS (503M)K-9-13 AST.CLR	15	\$66.00	\$0.00
5866554918	SOCKS (503L)B-2/6 2PR	11	\$48.40	\$0.00
5866554920	SOCKS (503M)K-9-13 AST.CLR	4	\$17.56	\$0.00
5866554921	SOCKS (503M)K-9-13 AST.CLR	6	\$26.34	\$0.00
5866554924	SOCKS (503L)B-2/6 2PR	11	\$48.40	\$0.00
5866554925	SOCKS (503L)B-2/6 2PR	5	\$22.00	\$0.00
5866554951	SOCKS (501M)B-9/13	8	\$22.24	\$0.00
5866554952	SOCKS (501M)B-9/13	8	\$22.24	\$0.00
5866554967	SOCKS (505M)B-9-13 DEN/BLK	23	\$63.94	\$0.00
5866554971	SOCKS (505M)B-9-13 DEN/BLK	9	\$25.02	\$0.00
5866554972	SOCKS (505L)B-2-6 DEN/BLK	9	\$25.02	\$0.00
5866554976	SOCKS (505L)B-2-6 DENIM/BLK	4	\$11.12	\$0.00
5962700047	SOCKS CUFF (R61280)G-6/8	15	\$23.40	\$0.00
5962700173	SOCK CUFF (R51280)G-5/7 AST.	11	\$17.16	\$0.00
5962701877	SOCK CREW (R64210)G-6/8 AST.	12	\$22.56	\$0.00
5962710201	SOCKS CREW (R54210)G-5/7	10	\$16.60	\$0.00
5962710202	SOCKS CREW (R74210)G-7/9	19	\$39.71	\$0.00
5962710308	SOCKS (R84210)G-8/9 AST.	18	\$40.32	\$0.00
5962710310	SOCKS (R81280)G-8/9 AST.	17	\$27.54	\$0.00
5999900268	SOCKS (S70720)G-7/9 AST.CLR	18	\$35.28	\$0.00
5999906146	SOCKS NON-SKID B 6-7.5	2	\$4.58	\$0.00
5999906149	SOCK NON-SKID COMPUTER G-6-7.5	3	\$6.33	\$0.00
5999929206	TIGHTS (S19206)G-6-8 RED	3	\$14.52	\$0.00
5999939204	TIGHTS (S19204)G-4-6 BLK	1	\$4.84	\$0.00
5999939206	TIGHTS (S19206)G-6-8 BLK	2	\$9.68	\$0.00
5999939606	TIGHTS (S19606)G-6-8 BLK	2	\$9.06	\$0.00
5999959206	TIGHTS (S19206)G-6-8 FOREST	3	\$14.52	\$0.00
5999960060	SOCKS RIBBED B-6-8	0	\$0.00	\$0.00
5999960650	SOCKS PATTERN B-6-8	4	\$4.96	\$0.00
5999961040	SOCK NAT CONTRAST G-6-8	8	\$12.80	\$0.00
5999970030	SOCKS (S70030)B-7-9 AST	1	\$1.69	\$0.00
5999980311	SOCKS (S80720)G-8/10 BLK	7	\$13.72	\$0.00
5999980312	SOCKS (S90720)G AST.CLR	5	\$9.80	\$0.00
5999980677	SOCKS (S60730)G-6-8 CUSHION	0	\$0.00	\$0.00
5999981035	SOCKS (S80290)G-8/10 AST.CLR	22	\$39.16	\$0.00

Figure 28: Inventory On Hand by Item - First Page

Report Viewer

Report: On Hand and Cost by Item Regenerate

Number	Description	On Hand	OH x Cost	OH x Deposit
8053871262	SOCKS PINK TRIM	1	\$2.50	\$0.00
8053871353	SOCKS ASST	1	\$1.72	\$0.00
8053871354	SOCKS ASST	0	\$0.00	\$0.00
8053871361	SOCKS 4-5"1/2	0	\$0.00	\$0.00
8053871362	KIDS SOCKS	0	\$0.00	\$0.00
8053874496	SOCKS YELLOW TR	0	\$0.00	\$0.00
8053874497	SOCKS YELLOW TRM	0	\$0.00	\$0.00
8053878833	SOCKS ASST	0	\$0.00	\$0.00
8053878835	GIRLS SOCKS	12	\$48.60	\$0.00
8053879726	SOCK YELLOW 4-5 1/2	0	\$0.00	\$0.00
8053879730	SOCK YELLOW 4-5 1/2	0	\$0.00	\$0.00
8053879984	SOCK COTTON TRI ROLL	9	\$26.73	\$0.00
8053880192	SOCKS PATTERN SPORT G-8-9.5	12	\$32.40	\$0.00
8053882998	SOCKS (12258)G 7-8.5 ASST	1	\$2.43	\$0.00
8053882999	SOCKS (12258)G 8-9.5 ASST	0	\$0.00	\$0.00
8053883882	SOCKS (01841)G 7-8.5 SPORT	1	\$2.97	\$0.00
8053883980	SOCKS (12259)G 7-8.5 ASST	1	\$2.43	\$0.00
8053883982	SOCKS (12259)G 9-11 ASST	2	\$4.86	\$0.00
8053884124	SOCKS (12258)G 6-7.5 ASST	1	\$2.43	\$0.00
Total:		665	\$1,670.54	\$0.00

First Prev Next Last Pick Page 4 of 4 Print Close

Figure 29: Inventory On Hand by Item - Last Page

Item Adjustment Summary						
From 2004-10-13 to 2004-10-13						
Physical Over/Short						
Number	Date	Description	Reference	Deposit	Cost	Total Cost
1	2004-10-13	Lost Widget		\$0.00	\$-6.00	\$-6.00
2	2004-10-13	Physical Count		\$0.00	\$-13.00	\$-13.00
Total:				\$0.00	\$-19.00	\$-19.00

Figure 30: *Item Adjustment Summary*

11.14 Ledger Posting by Date Range

Figure 36 and Figure 37 show a sample of the ledger posting summary report which can be printed for any date range.

11.15 Ledger Postings - Detail

Figure 38 shows a sample of the ledger posting detail report which can be printed for any date range.

11.16 Ledger Postings - Point-of-Sale

Figure 39 shows a sample of the ledger posting created by point-of-sale activities. This report can be printed for any date.

11.17 Hourly Productivity Report

Figure 40 shows a sample of the hourly productivity report. View this by employee/cashier, by workstation, for your entire store or for your entire operation. Data is displayed by hour. Hour “9” means from 9:00AM to 9:59Am inclusive. Hour “17” means from 5:00PM to 5:59PM inclusive. The hourly productivity has data separated by “/”:

Invoices	The invoices column displays data like “8/\$195.00”. This means eight invoices for a total of \$195.00.
----------	---

Report Viewer

Report: Out of Stock Regenerate

Out of Stock

Default Store

Number	Description	Size
Department: Grocery (200)		
Subdepartment: Produce (2200)		
701	Bananas	KG
702	Golden Delicious Apples	KG
Department: Packages (500)		
Subdepartment: Kits (5000)		
601	Widget Package	Kit
Department: Petroleum (600)		
Subdepartment: Fuel (6000)		
801	Regular Gas	Litre
802	Diesel Fuel	Litre

First Prev Next Last Pick Page 1 of 1 Print Close

Figure 31: *Out of Stock*

Report Viewer			
Report: Price List			Regenerate
<h2>Price List</h2> <h3>Default Store</h3>			
Number	Description	Size	Price
Department: Hardware (100)			
Subdepartment: Hand Tools (1000)			
101	Green Widget	Each	\$2.00
102	Red Widget	Each	\$2.00
103	Blue Widget	Each	\$2.00
104	Yellow Widget	Each	\$2.00
105	White Widget	Each	\$2.00
106	Open Department Widget	Each	\$0.00
901	Open Dept Hardware	Each	\$0.00
Department: Grocery (200)			
Subdepartment: Canned Food (2000)			
201	Chicken Soup	Each	\$0.95
202	Beef Soup	Each	\$0.95
203	Mushroom Soup	Each	\$0.95
Subdepartment: Pop (2100)			
301	Special Cola	12 Pack	\$4.50
302	Special Orange	12 Pack	\$4.50
303	Special Lime	12 Pack	\$4.50
Subdepartment: Produce (2200)			
701	Bananas	KG	\$0.49
702	Golden Delicious Apples	KG	\$0.99
Department: Liquor (300)			
Subdepartment: Beer (3000)			
401	Suds Beer	12 Pack	\$24.50
402	Suds Light Beer	12 Pack	\$24.50
403	Suds Dark Beer	12 Pack	\$24.50
Department: Labour (400)			
Subdepartment: Consulting (4000)			
501	Consulting	Hour	\$100.00
502	Shop Labour and Repairs	Hour	\$100.00
503	Software Support	Hour	\$100.00
Department: Packages (500)			
<div> First Prev Next Last Pick Page 1 of 2 Print Close </div>			

Figure 32: Price List

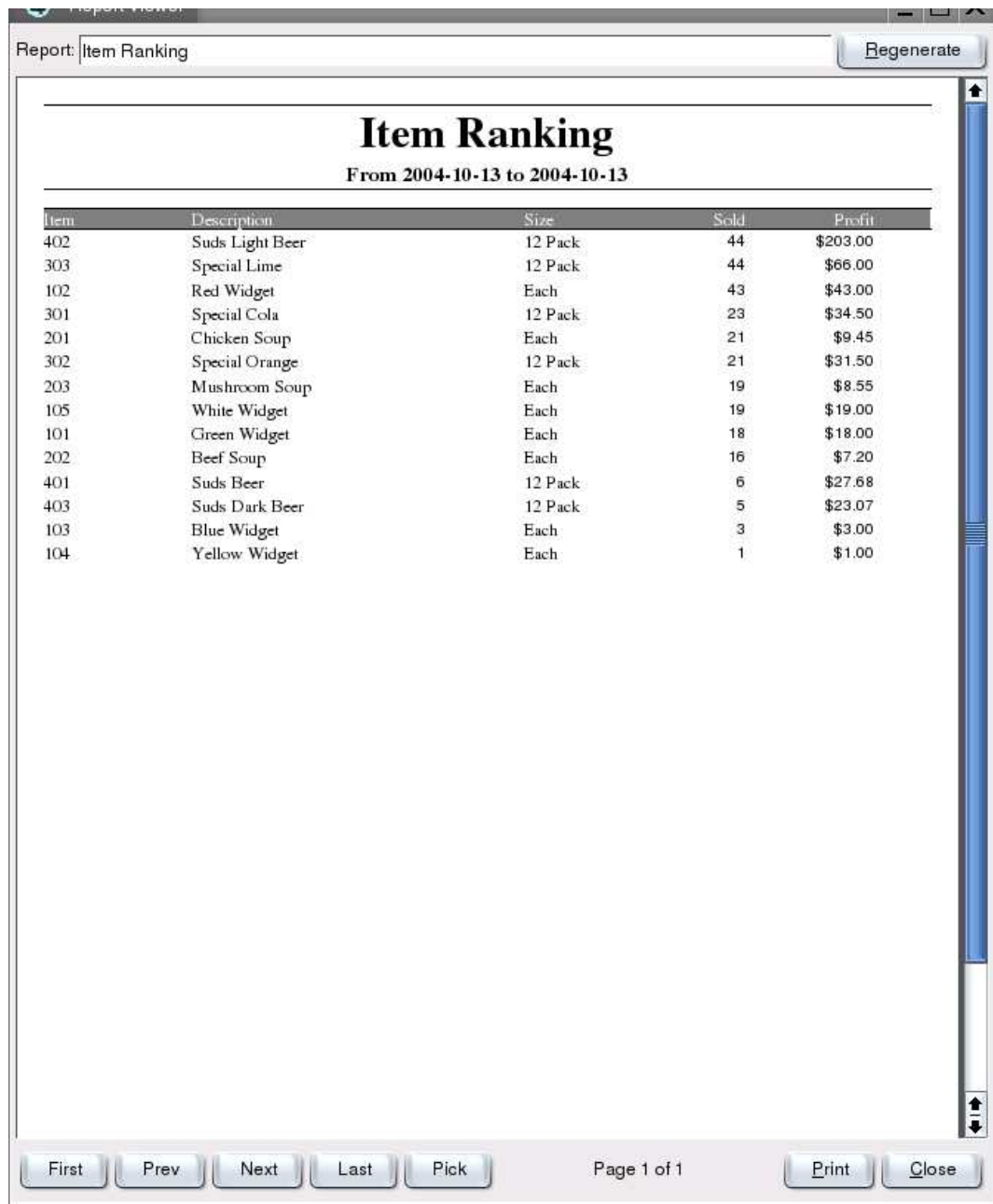


Figure 33: *Item Ranking - by quantity*

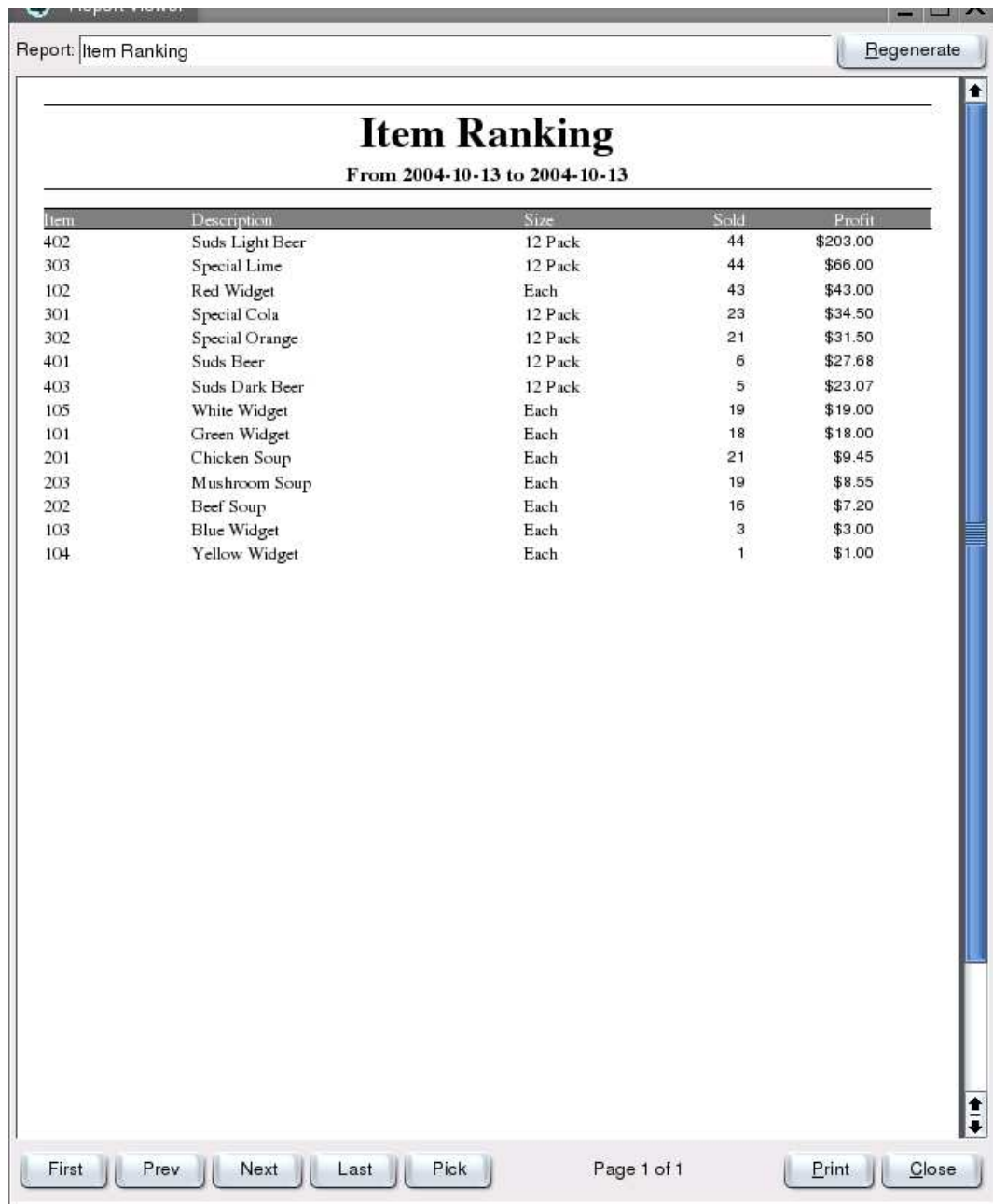


Figure 34: *Item Ranking - by profit*

Report Viewer

Report: Count Verify

Regenerate

Count Verify

Count #1

Sample Count

#	Item	Description	Size	Counted	Verify
1	101	Green Widget	Each	22	
2	102	Red Widget	Each	14	
3	103	Blue Widget	Each	16	
4	104	Yellow Widget	Each	24	
5	105	White Widget	Each	24	
6	201	Chicken Soup	Each	47	
7	202	Beef Soup	Each	49	
8	203	Mushroom Soup	Each	48	
9	301	Special Cola	12 Pack	3	
10	302	Special Orange	12 Pack	0	
11	303	Special Lime	12 Pack	10	

First

Prev

Next

Last

Pick

Page 1 of 1

Print

Close

Figure 35: *Count Verify*

Report Viewer

Report: Ledger Posting Summary Regenerate

Ledger Posting Summary

From 2004-09-27 to 2004-10-27

Account	Description	Amount
1026	Floats For ATM	\$6,000.00
1050	Cash on Hand	\$7,511.75
1055	FCL Clearing Account	\$-31,097.97
1101	C.I.B.C. Operating Account	\$-22,143.66
1149	Cheques Clearing	\$61,498.29
1200	Accounts Receivable - Current	\$-31,864.19
1243	Debit Card	\$4,410.90
1245	Visa	\$24.93
1256	GST Paid	\$1,277.52
1257	GST Collected	\$-87.51
1260	GST Receivable	\$-12,601.36
1300	Inventory - Grocery	\$-6,443.16
1350	Deposits & Enviro Tax	\$-273.61
1400	Inventory - Hardware	\$2,638.41
1500	Inventory - Drygoods	\$-1,212.21
1600	Inventory - Petroleum	\$-5,562.11
1700	Inventory - Takeout	\$867.66
1730	Inventory - Lotteries	\$-1,059.00
3200	Accounts Payable	\$36,661.80
3600	PST Payable	\$-18.92
4213	Claims	\$569.82
5300	Sales - Grocery	\$-25,490.54
5400	Sales - Hardware	\$-6,183.15
5500	Sales - Drygoods	\$-2,199.19
5600	Sales - Petroleum	\$-6,254.68
5700	Sales - Take Out	\$-2,170.08
5800	Sales - Lotteries	\$-1,643.00
5900	Sales - Movies	\$-141.93
6300	Purchases - Grocery	\$18,560.40
6350	Spoilage - Grocery	\$1,017.36
6400	Purchases - Hardware	\$4,188.16
6500	Purchases - Drygoods	\$1,241.35
6600	Purchases - Petroleum	\$5,706.11
6700	Purchases - Takeout	\$1,006.15
6801	Payout - Lotteries	\$-1,467.80
6810	Purchase - Lotteries	\$1,560.85
6900	Freight	\$2,333.25
7150	Cash Over and Short	\$35.97
7200	Community Support	\$611.45

First Prev Next Last Pick Page 1 of 2 Print Close

Figure 36: *Ledger Posting Summary - First Page*

Report Viewer

Report: Ledger Posting Summary Regenerate

Account	Description	Amount
7660	Physical Over/Short Foods	\$5.68
7662	Physical Over/Short Drygoods	\$-29.14
7665	Physical Over/Short Lotto	\$1.90
7750	Supplies and Stationary	\$37.40
7800	Travel Expenses	\$676.44
9550	ATM Service Fee	\$-640.65
9750	Lottery Commission - Winners	\$-38.17
Total Filed		\$0.00

First Prev Next Last Pick Page 2 of 2 Print Close

Figure 37: *Ledger Posting Summary - Last Page*

Report Viewer				
Report: Ledger Postings				Regenerate
<h2 style="text-align: center;">Ledger Postings</h2> <p style="text-align: center;">From 2004-09-01 to 2004-10-01</p>				
Date	Type	Number	Card/Memo	Amount
Communications				
	Opening Balance			\$21,075.72
2004-09-03	Payout	26487		\$0.98
2004-09-07	Ledger Posting	649	MAR RECURRING ENTRIES P2	\$114.36
2004-09-10	Payout	26669		\$9.78
2004-09-14	Payout	26823		\$7.43
2004-09-15	Vendor Invoice	21192	BELL WIRELESS ALLIANCE	\$32.44
2004-09-15	Vendor Invoice	21193	SASK-TEL	\$267.18
2004-09-15	Vendor Invoice	21194	SASK-TEL	\$372.64
2004-09-16	Payout	26923		\$2.94
2004-09-24	Payout	27243		\$116.38
	Closing Balance			\$21,999.85

Figure 38: *Ledger Posting Detail*

Report: POS Transaction Posting			Regenerate
POS Transaction Posting			
On 2004-09-27			
Account	Description	Amount	
1050	Cash on Hand	\$156.28	
1055	FCL Clearing Account	\$5,115.61	
1101	C.I.B.C. Operating Account	\$7,967.75	
1200	Accounts Receivable - Current	\$-698.62	
1257	GST Collected	\$-45.03	
1300	Inventory - Grocery	\$-3,842.21	
1350	Deposits & Enviro Tax	\$-76.83	
1400	Inventory - Hardware	\$-1,663.12	
1500	Inventory - Drygoods	\$-191.21	
1600	Inventory - Petroleum	\$-3,539.46	
1700	Inventory - Takeout	\$-225.77	
1730	Inventory - Lotteries	\$-252.70	
3600	PST Payable	\$-3.00	
5300	Sales - Grocery	\$-5,333.10	
5400	Sales - Hardware	\$-2,504.48	
5500	Sales - Drygoods	\$-363.66	
5600	Sales - Petroleum	\$-3,684.65	
5700	Sales - Take Out	\$-514.15	
5800	Sales - Lotteries	\$-266.00	
5900	Sales - Movies	\$-53.98	
6300	Purchases - Grocery	\$3,842.21	
6400	Purchases - Hardware	\$1,663.12	
6500	Purchases - Drygoods	\$191.21	
6600	Purchases - Petroleum	\$3,539.46	
6700	Purchases - Takeout	\$225.77	
6801	Payout - Lotteries	\$153.00	
6810	Purchase - Lotteries	\$252.70	
7150	Cash Over and Short	\$47.46	
7200	Community Support	\$93.36	
7330	Employee Benefits - Discounts	\$10.04	
	Total Filed	\$0.00	
First	Prev	Next	Last
Pick	Page 1 of 1	Print	Close

Figure 39: *Ledger Posting - Point-of-Sale*

Returns	The return column has data like “1/\$26.95”. This means one invoice for a total of \$26.95.
Voids	The voids column displays data like “4/3” this means that there were four voided transactions and three line voids.

At the bottom of the report you will see your total customer count, the average dollars sold be customer and the average number of customers per hour.

11.18 Discounts Report

Figure 41 shows a sample of the discount report for a specific date. You can display detail of discounts for an employee, workstation, for your entire store, or for your entire operation.

11.19 Item Voids Report

Figure 42 shows a sample of the items void report for a specified range of dates. You can display detail of voided lines for an employee, workstation, for your entire store, or for your entire operation.

11.20 Customer Balances Report

Figure 43 shows a sample of the customer balance report. This is just a quick summary of the customer receivable balances sorted by customer type.

11.21 Customer Statements

Figure 44 shows a sample of customer statements. This statement is a balance forward statement and shows all activity within a specified range of dates.

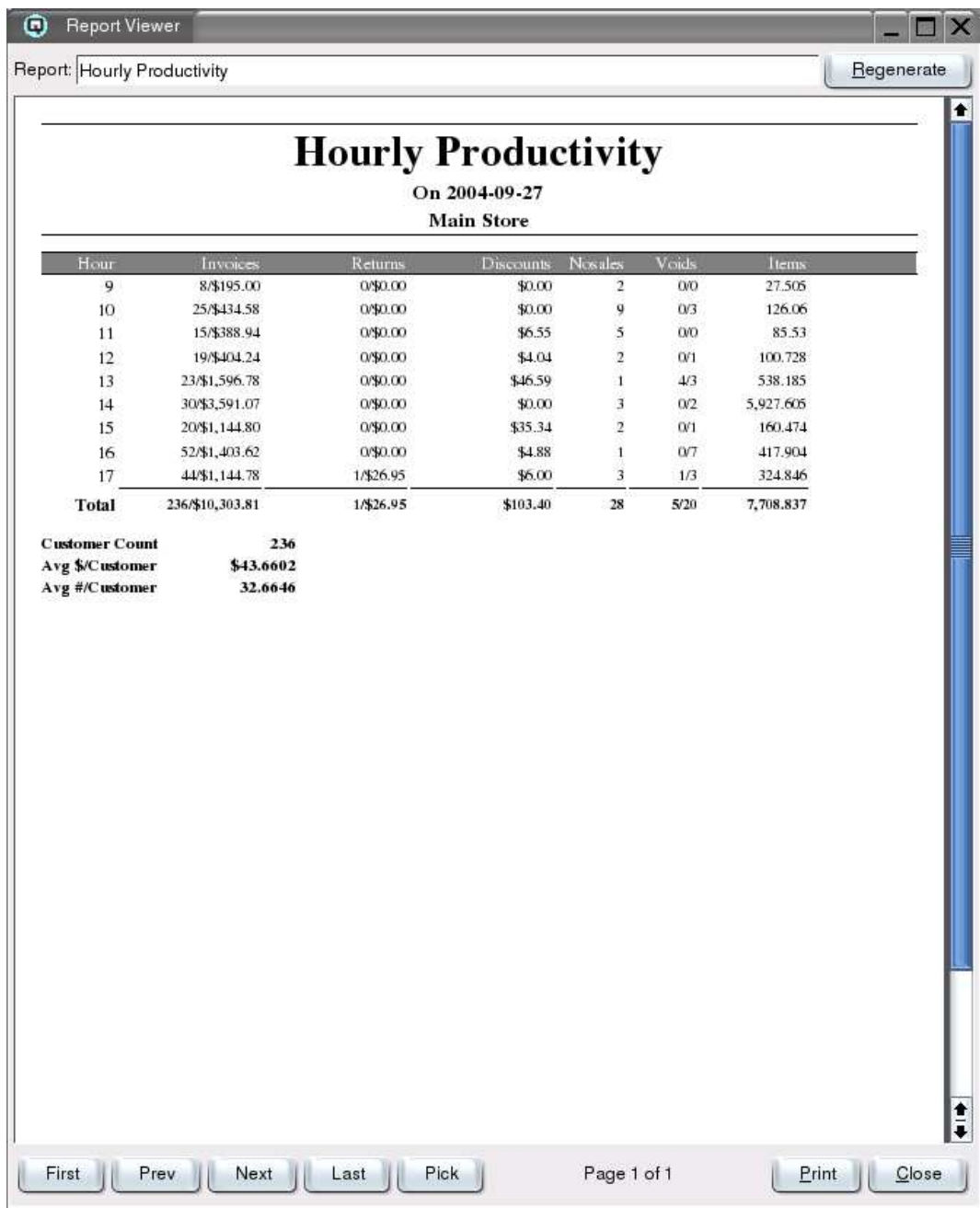


Figure 40: *Hourly Productivity*

Report Viewer

Report: Discounts Regenerate

Discounts

On 2004-09-27
Main Store

Employee	Discount	Amount
Ballantyne, Laura	Band	\$22.39
Ballantyne, Laura	Band	\$0.39
Ballantyne, Laura	Health Dept.	\$5.40
Ballantyne, Laura	School	\$0.75
Ballantyne, Laura	School	\$0.72
Ballantyne, Laura	School	\$1.15
Ballantyne, Laura	School	\$4.16
Ballantyne, Laura	Staff Discount	\$4.04
McLeod, Jean	Band	\$23.45
McLeod, Jean	Band	\$34.95
McLeod, Mindy	Staff Discount	\$6.00
Total		\$103.40

First Prev Next Last Pick Page 1 of 1 Print Close

Figure 41: *Discounts*

Report Viewer						
Report: Item Voids						Regenerate
Item Voids						
From 2004-09-01 to 2004-09-30						
Main Store						
Ballantyne, Laura						
Number	Date	Time	Item	Description	Qty	Price
516957	2004-09-01	09:59:09	4011	BANANAS	0.825	\$1.48
516999	2004-09-01	10:48:23	6870001181	MILK 2% 2L PLASTIC JUG	1	\$2.59
517030	2004-09-01	11:25:52	6870001100	MILK HOMO 4L JUG	1	\$4.89
517030	2004-09-01	11:25:52	5731602328	COOP WAX PAPER DISPENSER	1	\$3.55
517030	2004-09-01	11:25:52	6445109380	MONEY STD SLICED MUSHROOMS	1	\$0.99
517030	2004-09-01	11:25:52	6618803807	POST ALPHA-BITS 800GR	1	\$5.99
517030	2004-09-01	11:25:52	6618803807	POST ALPHA-BITS 800GR	1	\$5.99
517099	2004-09-01	12:55:50	3120001706	OCEAN/S CRANGRAPE 473ML	1	\$1.80
517107	2004-09-01	13:21:01	4781692218	F-1 FORD PICK UP 1948	1	\$29.99
517107	2004-09-01	13:21:01	4781692218	F-1 FORD PICK UP 1948	1	\$29.99
517110	2004-09-01	13:27:36	62861106732	PLATE 8IN-BUTTERFLIES	1	\$1.39
517110	2004-09-01	13:27:36	62861106746	LOOT BAGS-HAPPY BIRTHDAY	1	\$1.39
517123	2004-09-01	13:51:37	5731607412	CM PEROGIES ONION	1	\$2.29
517135	2004-09-01	14:05:47	5731612111	HARMONIE EGGS LG -18PK	1	\$2.99
517152	2004-09-01	14:27:46	6420017593	SPLENDOR MACARONI READY CUT	1	\$2.97
517153	2004-09-01	14:32:56	2233344141	PS COFFEEMAKER EASY MORNING	1	\$36.99
517192	2004-09-01	15:08:19	5610001671	TIDE ULTRA FREE LAUNDRY DETERG	1	\$11.75
517212	2004-09-01	15:37:09	62197401030	NAVAJO WESTERN BLANKET	1	\$29.95
517213	2004-09-01	15:39:08	4474	BANANAS FOR QUICK SALE	1.03	\$1.02
517312	2004-09-01	16:50:26	7220900249	TOYS ASSORTED	1	\$2.49
517312	2004-09-01	16:50:26	7220900249	TOYS ASSORTED	1	\$2.49
517369	2004-09-01	17:16:57	6334816844	MCCORM REG WAGON WHEELS	1	\$3.59
517369	2004-09-01	17:16:57	6334816844	MCCORM REG WAGON WHEELS	1	\$3.59
517369	2004-09-01	17:16:57	6334816844	MCCORM REG WAGON WHEELS	2	\$10.00
517369	2004-09-01	17:16:57	6334816844	MCCORM REG WAGON WHEELS	1	\$3.59
517384	2004-09-01	17:28:59	6634310252	OLD/D KETCHUP CHIPS 200G	1	\$1.66
517604	2004-09-02	11:24:33	76131801202	REVLON MANICURE/PEDICURE SET	1	\$39.99
517604	2004-09-02	11:24:33	065504495172	SUPER PIZZA SUB SANDWICH	1	\$4.29
517680	2004-09-02	12:39:13	6132880003	SCOTTIES FACIAL TISSUE	1	\$1.59
517727	2004-09-02	13:40:02	6870001101	MILK 2% 4L JUG	2	\$8.98
517727	2004-09-02	13:40:02	5731612111	HARMONIE EGGS LG -18PK	1	\$2.99
517730	2004-09-02	13:43:03	6459492212	SLIM STORAGE SYSTEM 3DRAWER	1	\$21.99
517744	2004-09-02	14:24:27	6321101261	CAMPB CRM OF MUSHROOM SOUP 284ML	4	\$4.36
517744	2004-09-02	14:24:27	6321101261	CAMPB CRM OF MUSHROOM SOUP 284ML	1	\$1.09
517748	2004-09-02	14:36:48	5796100939	S/RYPE HL-5 FRT FEST 1LT	1	\$0.85
517748	2004-09-02	14:36:48	5796100939	S/RYPE HL-5 FRT FEST 1LT	1	\$0.85
First	Prev	Next	Last	Pick	Page 1 of 7	
					Print	Close

Figure 42: Item Voids

Report:

Customer Balances

Number	Name	Balance
Type: Commercial		
1000	Joe's Contracting	\$228.98
Total Commercial:		\$228.98
Type: Credit		
1002	Joe's Contracting	\$0.00
2002	Nopay, Sally	\$0.00
3002	Slowpay, Sammy	\$0.00
Total Credit:		\$0.00
Type: Equity		
1001	Joe's Contracting	\$0.00
2001	Nopay, Sally	\$0.00
3001	Slowpay, Sammy	\$0.00
Total Equity:		\$0.00
Type: Regular		
2000	Nopay, Sally	(\$1,000.00)
3000	Slowpay, Sammy	\$0.00
Total Regular:		(\$1,000.00)

Page 1 of 1

Figure 43: *Customer Balance*

Report:

Sample Company

101 Demonstration Valley
 East Parkway
 Anycity, Anyprov
 Canada, T0M 1X0
 Phone: 555-5555
 Fax: 555-5556
 E-mail: demo@anyweb.com
 Web Page: www.demo.com

Customer Statement

Date: 2005-04-09
 Page: 1
 Account Number: 1000

Customer:

Joe's Contracting
 101 Construction Blvd.
 Anycity, Anyprov
 Canada, T0M 1X0

Last Balance: \$2,289.80
 Payment Received: (\$2,518.78)
 New Charges: \$785.88

Total Due: \$556.90

Date	Type	Number	Memo	Amount
2005-03-31	Opening Balance			\$2,289.80
2005-04-04	Return	1		(\$588.00)
2005-04-06	Invoice	3		\$1,144.90
2005-04-06	Invoice	1		\$228.98
2005-04-09	Payment	2		(\$2,518.78)
2005-04-09	Ending Balance			\$556.90

Page 1 of 2

Figure 44: *Customer Statement*

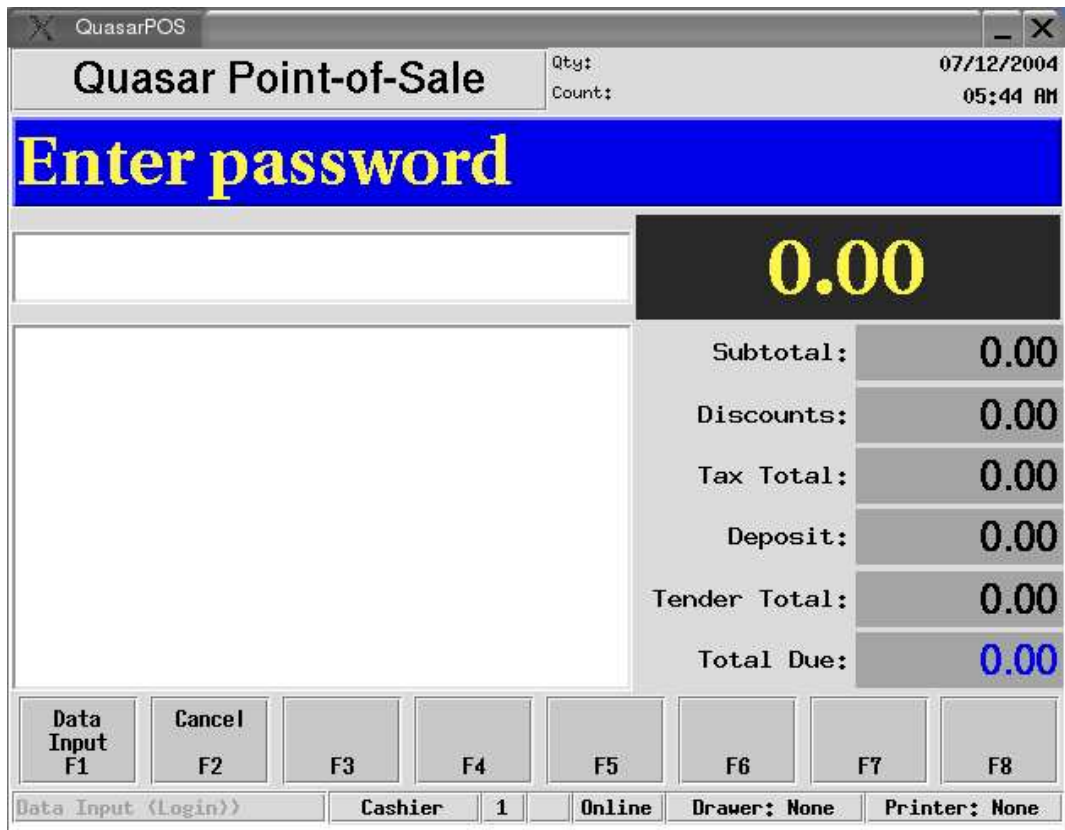


Figure 45: *Point of Sale* - Password Required

12 Point-of-Sale

real time interface

The point-of-sale interface program moves data between the point-of-sale workstations and the Quasar server in real time.

great redundancy

Each point-of-sale workstation maintains its own internal database. In the rare case that there is a server or network failure the point-of-sale workstations will continue to function. When in off-line mode, all transactions are stored locally in the point-of-sale workstation. The workstation will continuously query the server and when the network is restored the workstation automatically goes online, sending the off-line transactions to the server automatically.

security levels

Quasar point-of-sale has three levels of security. Using these security levels you can prevent cashiers from performing specific functions. For example, you may wish to prevent a cashier from post voiding a transaction or from giving a discount. Each cashier is assigned their own cashier id and password for login purposes. Figure 45 shows a sample of Quasar's point-of-sale at the password prompt.

bar-code scanning

Quasar supports numerous bar-code scanners for fast data entry.

scales and tare weight

Quasar supports scales, scanner scales and provides for the entry of tare weights.

multiple tenders

Tender your transactions using one or multiple tenders. Tenders are user defined. Set your own tender limits, define which tenders require a second receipt, and define which tenders open the cash drawer.

keyboard layout

Design your own keyboard layout, placing the functions where they best suit you. While Quasar point-of-sale works just fine with a standard qwerty keyboard, you may find it advantageous to use a special point-of-sale keyboard.

multiple transaction types

At a point-of-sale workstation you can create sales transactions, return items to stock, open the cash drawer using a no-sale function, pay small expenses with cash, exchange one tender for another, take payments on a customer receivable account and withdraw cash for a customer from their receivable account. Figure 46 shows a sample of Quasar's point-of-sale in a return transaction.

editing and error corrections

Quasar makes editing and error correcting easy.

- void the last entry
- void an item by scanning it
- void an entire transaction
- post void a sale
- cancel a wrong tender entry

QuasarPOS				Qty: 07/12/2004			
Quasar Point-of-Sale				Count: 1 05:49 AM			
2.00 1 Green Widget							
				2.29			
QuasarPOS by Linux Canada Inc.							
Return	Tx#1	2004-07-12 05:48:54					
101	Green Widget	2.00	B				
				Subtotal: 2.00 Discounts: 0.00 Tax Total: 0.29 Deposit: 0.00 Tender Total: 0.00 Total Due: 2.29			
Return Item F1	Quantity F2	F3	Price F4	Repeat F5	Tender Menu F6	Void Line F7	Void Tx F8
Return		Cashier	1	100	Online	Drawer: None	Printer: None

Figure 46: *Point of Sale* - Return Transaction

- cancel a wrong discount entry
- scroll through an entire transaction
- delete incorrect characters in an entry

multiple pricing functions

The point-of-sale supports all the pricing functions inherent in Quasar.

discounts by line and transaction

Supports percentage and dollar discounts off of individual lines and/or transactions.

tax controls

Quasar point-of-sale handles both tax included pricing and tax extra pricing. Tax may be exempted by line or by transaction and a tax may be added to a specific item. In addition the point-of-sale supports automatic tax exemption by customer.

suspend and resume

Suspend a transaction and resume it at a later time. A suspended transaction may be resumed on any point-of-sale device in the network.

change a price

Enter a price change to correct a wrong price or meet a competitive situation.

open departments

Define keys as open department keys. By entering a price and pressing an open department key, sales will be recorded to the appropriate department.

supervisor/manager overrides

Supervisors and managers can override credit limits, credit holds and tender limits.

price check an item

Cashiers can check the price of an item for a customer. The price check can be done by scanning or entering an item number.

reference numbers

Quasar supports the entry of customer reference numbers such as purchase order numbers.

reprint transactions

In case you run out of paper, have a printer failure or simply require a second receipt, you can reprint a current transaction and/or reprint a completed transaction.

print detailed tender list

From Quasar point-of-sale you can print a detailed list of your tenders such as cheques and credit cards. These are printed in ascending order by amount. This tool is designed to be compared to your actual tenders at the end of a work shift.

readings and ring-offs

View sales and tender summaries using the reading function. Close and summarize a cashier shift by doing a ring-off. Ringoffs create a shift close record within Quasar Accounting. From this record you can view the details of transactions and tenders. You can create tender adjustments and transfer tenders from one work station to another.

fund record counts

Count your tenders at the point-of-sale terminal using Quasar's fund record count function. This function steps you through the count phase of cash reconciliation. Figure 47 shows a sample of Quasar's point-of-sale tender count screen.

For more information please do not hesitate to contact us:

- **Linux Canada Inc.**
Suite #1230
246 Stewart Green S.W.
Calgary, AB T3H 3C8
E-mail - phil@linuxcanada.com
Web - <http://www.linuxcanada.com>
Phone - 250 344-3085
Fax - 250 344-3086

Quasar Point-of-Sale		Qty:	07/12/2004
		Count:	05:51 AM
Cash Loonie count:			
		0.00	
Cash 19.94 Penny x 24 = 0.24 Nickel x 45 = 2.25 Dime x 12 = 1.20 Quarter x 65 = 16.25 Cheque 0.00 Visa 0.00 MasterCard 0.00 Debit 0.00 US Cash 0.00 ===== Total 19.94		Subtotal: 0.00 Discounts: 0.00 Tax Total: 0.00 Deposit: 0.00 Tender Total: 0.00 Total Due: 0.00	
Next F1	Previous F2	F3	F4
Done F5	F6	F7	Cancel F8
Invalid state		Cashier	1 100 Online
		Drawer: None	Printer: None

Figure 47: *Point of Sale* - Tender Count